


*Salem
Water
Utility*



SALEM CORPORATION
WATER SUPPLY AND DRAINAGE FUND
ANNUAL ACCOUNTS
2024-2025

சேலம் மாநகராட்சி SALEM CITY MUNICIPAL CORPORATION

Trial Balance

Financial Year : 2023-2024; Fund Name : Water Supply and Drainage Fund; From Date : 01/Apr/2023; To Date : 31/Mar/2024; Zone : CONSOLIDATED

Account Code	Account Head Name	MO	MO	Z1	Z1	Z2	Z2	Z3	Z3	Z4	Z4	ALL Zone	ALL Zone
		Debit	Credit	Debit	Credit	Debit	Credit	Debit	Credit	Debit	Credit	Debit	Credit
1100201	Water Supply and Drainage Tax - Residential	0.00	0.00	0.00	23755295.10	0.00	36782605.90	0.00	19002157.66	0.00	21060042.34	0.00	100600101
1100202	Water Supply and Drainage Tax - Commercial	0.00	0.00	0.00	46393727.94	0.00	75191299.20	0.00	24390186.28	0.00	27868299.92	0.00	173843513
1100203	Water Supply and Drainage Tax - Industrial	0.00	0.00	0.00	993777.84	0.00	976990.68	0.00	385262.16	0.00	552548.28	0.00	2908578
1100204	Water Supply and Drainage Tax - Vacant Sites	0.00	0.00	0.00	2772576.92	0.00	2183255.26	0.00	1422945.90	0.00	1136156.92	0.00	7514935
1101001	PROFESSIONAL TAX	0.00	0.00	0.00	0.00	72500.00	72500.00	0.00	0.00	0.00	0.00	0.00	0
1401301	COPIES APPLICATION FEES	0.00	0.00	0.00	57940.00	0.00	54560.00	0.00	88000.00	0.00	47520.00	0.00	248020
1402001	Penalty & Bank Charges For Dishonoured Cheques	0.00	400.00	0.00	800.00	0.00	13650.00	0.00	4600.00	0.00	4550.00	0.00	24000
1405002	UGD MONTHLY CHARGES	0.00	0.00	0.00	695670.00	0.00	1688810.00	0.00	2287400.00	0.00	73410.00	0.00	4745290
1405004	METERED/ TAP RATE WATER CHARGES	0.00	0.00	0.00	57515728.00	0.00	67235798.00	0.00	57950244.00	0.00	57126997.00	0.00	239828767
1405005	Water Charges - Water Supply Through Lorry	0.00	18600.00	0.00	18006.00	0.00	1500.00	0.00	2100.00	0.00	0.00	0.00	40206
1407001	Road Cutting Restoration Charge	0.00	0.00	0.00	1328754.00	0.00	1552988.00	0.00	2554805.00	0.00	1812198.00	0.00	7248745
1407002	Initial Amount for New Water Supply Connections	0.00	0.00	0.00	3617000.00	0.00	6619500.00	0.00	7199754.00	0.00	4720600.00	0.00	22156854
1407003	INITIAL AMOUNT FOR DRAINAGE CONNECTIONS	0.00	8835200.00	0.00	1621000.00	0.00	7286500.00	0.00	6485500.00	0.00	3211500.00	0.00	27439700
1407004	Water Connection Charges	0.00	0.00	0.00	0.00	0.00	23837.00	0.00	25014.00	0.00	3886.00	0.00	52537
1407005	Under Ground Sewerage Connection Charges	0.00	0.00	0.00	0.00	0.00	300.00	0.00	100.00	0.00	0.00	0.00	400
1407014	Water Supply Inspection Charges	0.00	0.00	0.00	918985.00	0.00	1073742.00	0.00	1720734.00	0.00	1096831.00	0.00	4810292
1407015	Sewerage Inspection Charges	0.00	0.00	0.00	0.00	0.00	3030.00	0.00	1180.00	0.00	0.00	0.00	4210
1407021	Internal Plumbing Charges	0.00	0.00	0.00	0.00	0.00	40915.00	0.00	2967.00	0.00	0.00	0.00	43882
1408003	Misc. Recoveries	0.00	55538.00	0.00	0.00	0.00	0.00	0.00	179984.00	0.00	56841.00	0.00	292330
1501101	SALE OF TENDER FORMS/OTHER PUBLICATIONS	0.00	0.00	0.00	0.00	0.00	0.00	0.00	0.00	0.00	16800.00	0.00	16800
1711001	INTEREST FROM BANK	0.00	5131607.86	0.00	85307.00	0.00	264654.00	0.00	167139.00	0.00	124894.00	0.00	5773601
1808001	OTHER INCOME	0.00	0.00	0.00	100.00	0.00	1900.00	0.00	214628.00	0.00	13500.00	0.00	230128
2101001	PAY	739297.00	0.00	17125681.00	0.00	13841300.00	0.00	33470563.00	0.00	27564237.00	0.00	92741078.00	0
2101003	DEARNESS PAY	0.00	0.00	0.00	0.00	0.00	0.00	14868.00	0.00	770651.00	0.00	785519.00	0
2101004	DEARNESS ALLOWANCE	337580.00	0.00	8924717.00	0.00	5373611.00	0.00	15136268.00	0.00	11272696.00	0.00	41044872.00	0
2101005	HOUSE RENT ALLOWANCE	50710.00	0.00	1086873.00	0.00	857954.00	0.00	2287276.00	0.00	1895092.00	0.00	6177905.00	0
2101006	CITY COMP. ALLOWANCE	8491.00	0.00	195961.00	0.00	147805.00	0.00	386634.00	0.00	326665.00	0.00	1065556.00	0
2101007	MEDICAL ALLOWANCE	3538.00	0.00	205446.00	0.00	97996.00	0.00	290900.00	0.00	263278.00	0.00	861158.00	0
2101008	OTHER ALLOWANCE	0.00	0.00	0.00	0.00	0.00	0.00	71476.00	0.00	1440.00	0.00	72916.00	0
2101010	WAGES - OTHERS	0.00	0.00	0.00	0.00	0.00	0.00	39605.00	0.00	0.00	0.00	39605.00	0
2101011	BONUS	21000.00	0.00	134500.00	0.00	119000.00	0.00	286500.00	0.00	216000.00	0.00	777000.00	0
2102011	LABOUR WELFARE FUND CONTRIBUTION	0.00	0.00	0.00	0.00	0.00	0.00	0.00	0.00	18815.00	0.00	18815.00	0
2102013	SPECIAL PROVIDENT FUND CUM GRATUITY SCHEME	0.00	0.00	0.00	0.00	8120.00	0.00	0.00	0.00	0.00	0.00	8120.00	0
2102014	GROUP INSURANCE SCHEME - MANAGEMENT CONTR	0.00	0.00	380755.00	0.00	13695.00	0.00	401900.00	0.00	210940.00	0.00	1007290.00	0
2102015	CPF MANAGEMENT CONTRIBUTION	0.00	0.00	0.00	0.00	0.00	0.00	12720.00	0.00	1169306.00	0.00	1182026.00	0
2102019	CONVEYANCE ALLOWANCE	0.00	0.00	14400.00	0.00	7200.00	0.00	27994.00	0.00	86100.00	0.00	115694.00	0
2103001	PENSIONS	9912071.00	0.00	2983642.00	0.00	1938515.00	0.00	10556572.00	0.00	3229443.00	0.00	28620243.00	0
2103002	FAMILY PENSION	0.00	0.00	0.00	0.00	463976.00	0.00	0.00	0.00	1212800.00	0.00	1676776.00	0
2103004	COMMUTED VALUE OF PENSION	0.00	0.00	650538.00	0.00	0.00	0.00	0.00	0.00	0.00	0.00	650538.00	0

சேலம் மாநகராட்சி SALEM CITY MUNICIPAL CORPORATION

Trial Balance

Financial Year : 2023-2024; Fund Name : Water Supply and Drainage Fund; From Date : 01/Apr/2023; To Date : 31/Mar/2024; Zone : CONSOLIDATED

Sl. No	Account Code	Account Head Name	MO	MO	Z1	Z1	Z2	Z2	Z3	Z3	Z4	Z4	ALL Zone	ALL Zone
			Debit	Credit	Debit	Credit	Debit	Credit	Debit	Credit	Debit	Credit	Debit	Credit
0	2201101	ELECTRICITY CONSUMPTION CHARGES FOR OFFICE	41698094.00	0.00	422006451.00	0.00	292720.00	0.00	15345933.00	0.00	0.00	0.00	479341198.00	
1	2201201	TELEPHONE CHARGES	0.00	0.00	0.00	0.00	43061.00	0.00	0.00	0.00	0.00	0.00	43061.00	
2	2205104	LEGAL & ARBITRATION EXPENSES	0.00	0.00	0.00	0.00	1305627.00	0.00	0.00	0.00	0.00	0.00	1305627.00	
3	2205202	ENGINEERING CONSULTANCY	5014800.00	0.00	0.00	0.00	767000.00	0.00	0.00	0.00	0.00	0.00	5781800.00	
4	2206001	ADVERTISEMENT CHARGES	0.00	0.00	484510.00	0.00	145177.00	0.00	16800.00	0.00	0.00	0.00	646487.00	
5	2208003	OTHER EXPENSE	5000.00	0.00	64998.00	0.00	0.00	0.00	0.00	0.00	3772654.00	0.00	3842652.00	
6	2301001	POWER CHARGES FOR SEWERAGE SYSTEM/ PUMPI	0.00	0.00	6522605.00	0.00	0.00	0.00	1194628.00	0.00	0.00	0.00	7717233.00	
7	2301002	POWER CHARGES FOR WATER HEAD WORKS / PUMPI	18490078.00	0.00	0.00	0.00	0.00	0.00	0.00	0.00	1086355.00	0.00	1086355.00	
8	2303002	DIESEL	0.00	0.00	0.00	0.00	0.00	0.00	89863.00	0.00	0.00	0.00	89863.00	
9	2305005	REPAIRS AND MAINTENANCE - STORM WATER DRAINS	0.00	0.00	0.00	0.00	0.0	0.00	3188365.00	0.00	5925325.00	0.00	100439355.00	
0	2305009	MAINTENANCE EXPENSES - WATER SUPPLY	38225975.00	0.00	53099690.00	0.00	0.00	0.00	0.00	0.00	0.00	0.00	2878383.00	
1	2305010	MAINTENANCE EXPENSES - SEWERAGE WORKS	2878383.00	0.00	0.00	0.00	0.00	0.00	0.00	0.00	3304.00	0.00	3304.00	
2	2305011	MAINTENANCE CHARGES TO TWAD BOARD/ METRO W	0.00	0.00	0.00	0.00	0.00	0.00	0.00	0.00	0.00	0.00	5815234.00	
3	2305012	WATER CESS TO TNPCB	0.00	0.00	4577270.00	0.00	1237964.00	0.00	0.00	0.00	0.00	0.00	64900.00	
4	2305301	Light Vehicles - Maintenance	0.00	0.00	0.00	0.00	0.00	0.00	0.00	0.00	0.00	0.00	1506057.00	
5	2305902	REPAIRS AND MAINTENANCE - INSTRUMENTS , PLANT	0.00	0.00	0.00	0.00	1506057.00	0.00	0.00	0.00	0.00	0.00	104571021.00	
6	2403003	INTEREST ON LOANS FROM TNUJFSL	104571021.00	0.00	0.00	0.00	0.00	0.00	10910.00	0.00	0.00	0.00	189469.88	
7	2407001	BANK CHARGES	18798.88	0.00	1522.00	0.00	158239.00	0.00	10910.00	0.00	0.00	0.00	189469.88	
8	2701001	PROVISION FOR DOUBTFUL COLLECTION OF REVENU	0.00	0.00	14373803.01	0.00	19331158.12	0.00	19149997.79	0.00	9533129.83	0.00	62388088.75	
9	2722001	DEPRECIATION - BUILDINGS	743940.00	0.00	0.00	0.00	0.00	0.00	0.00	0.00	0.00	0.00	743940.00	
0	2723001	DEPRECIATION - ROADS & BRIDGES	726592.00	0.00	0.00	0.00	0.00	0.00	0.00	0.00	0.00	0.00	726592.00	
1	2723101	DEPRECIATION - SEWERAGE AND DRAINAGE	43936656.00	0.00	0.00	0.00	0.00	0.00	0.00	0.00	0.00	0.00	43936656.00	
2	2723201	DEPRECIATION - WATERWAYS	77533693.00	0.00	0.00	0.00	0.00	0.00	0.00	0.00	0.00	0.00	77533693.00	
3	2724001	DEPRECIATION - PLANT & MACHINERY	2249573.00	0.00	0.00	0.00	0.00	0.00	0.00	0.00	0.00	0.00	2249573.00	
4	2725001	DEPRECIATION - VEHICLES	380031.00	0.00	0.00	0.00	0.00	0.00	0.00	0.00	0.00	0.00	380031.00	
5	2727001	DEPRECIATION - FURNITURE, FIXTURES, FITTINGS AN	7578292.00	0.00	0.00	0.00	0.00	0.00	0.00	0.00	0.00	0.00	7578292.00	
6	2728001	DEPRECIATION - OTHER FIXED ASSETS	206155.00	0.00	0.00	0.00	0.00	0.00	0.00	0.00	0.00	0.00	206155.00	
7	2801001	Taxes	0.00	0.00	0.00	2245660.00	0.00	1919957.00	0.00	932230.00	0.00	1128606.00	0.00	622645.00
8	2804001	PRIOR YEAR INCOME	0.00	0.00	0.00	37203320.46	0.00	29283769.08	0.00	32305959.20	0.00	31404026.18	0.00	13019707.00
9	2808001	PRIOR YEAR EXPENSES	28135181.00	-0.00	211778.00	0.00	0.00	0.00	58006.00	0.00	9677177.83	0.00	38082142.83	
0	3109001	ACCUMULATED SURPLUS / DEFICIT	6358466609.00	0.00	0.00	940833751.40	0.00	969856728.00	2338733.00	0.00	0.00	212935690.23	4237179172.37	
1	3111001	CONTRIBUTION FROM MUNICIPAL FUND	0.00	117385598.00	0.00	0.00	0.00	0.00	0.00	0.00	0.00	0.00	0.00	117385598.00
2	3202002	SCHEME GRANT COST CENTRE	0.00	9248348.00	0.00	0.00	0.00	0.00	0.00	0.00	0.00	0.00	0.00	9248348.00
3	3203001	CONTRIBUTIONS FROM THE GOVERNMENT	0.00	3628401595.00	0.00	0.00	0.00	0.00	0.00	0.00	0.00	0.00	0.00	3628401595.00
4	3203002	GRANTS FROM THE GOVERNMENT	0.00	138715300.00	0.00	0.00	0.00	0.00	0.00	0.00	0.00	0.00	0.00	138715300.00
5	3206001	GRANTS FOR SPECIFIC PURPOSE	0.00	1875000.00	0.00	0.00	0.00	0.00	0.00	0.00	0.00	0.00	0.00	1875000.00
6	3208001	Contributions From Private Parties	0.00	55673305.00	0.00	0.00	0.00	0.00	0.00	0.00	0.00	0.00	0.00	55673305.00
7	3303004	LOAN FROM TNUJFSL	0.00	809001636.00	0.00	0.00	0.00	0.00	0.00	0.00	0.00	0.00	0.00	809001636.00
8	3401001	Tender Deposit - Contractors.	0.00	126049952.00	0.00	665483.00	0.00	389620.00	0.00	72707.00	0.00	931471.00	0.00	126049952.00

Trial Balance

Financial Year : 2023-2024; Fund Name : Water Supply and Drainage Fund; From Date : 01/Apr/2023; To Date : 31/Mar/2024; Zone : CONSOLIDATED

Sl. No	Account Code	Account Head Name	MO	MO	Z1	Z1	Z2	Z2	Z3	Z3	Z4	Z4	ALL Zone	ALL Zone
			Debit	Credit	Debit	Credit	Debit	Credit	Debit	Credit	Debit	Credit	Debit	Credit
9	3401002	TENDER DEPOSIT - SUPPLIERS	0.0	1998901.00	0.00	80092.00	0.00	0.0	0.00	0.00	0.00	0.00	0.00	2078993.
0	3401003	SECURITY DEPOSIT - CONTRACTORS	0.0	2951764.00	0.00	11880.00	0.00	0.0	0.00	0.0	0.00	123030.00	0.00	3086674.
1	3401004	RETENTION AMOUNT	801528.00	0.0	0.00	0.00	0.00	0.00	0.00	0.00	0.00	0.00	801528.00	0.
2	3408001	DEPOSITS - OTHERS	0.0	40430725.00	0.00	27000.00	0.00	14731.00	0.00	0.0	0.00	7500.00	0.00	40479956.
3	3501003	ACCOUNTS PAYABLE - CONTRACTORS	44169924.00	0.0	0.00	49527038.00	0.00	0.0	0.00	400627.00	0.00	4417874.00	0.00	10175615.
4	3501004	ACCOUNTS PAYABLE - SUPPLIERS	0.00	6900237.00	0.00	7799719.00	0.00	0.0	0.00	0.0	0.00	0.00	0.00	14699956.
5	3501005	ACCOUNTS PAYABLE EXPENSES	0.00	268804282.00	0.00	427643382.00	0.00	13326180.00	0.00	1332072.00	0.00	3743357.00	0.00	714849273.
6	3501008	OTHERS PAYABLE	0.00	39449090.00	0.00	0.00	0.00	0.00	0.00	0.00	0.00	6849013.00	0.00	46298103.
7	3501009	WATE SUPPLY MAINTENANCE - PAYABLE TO TWAD BC	0.00	5000000.00	0.00	0.00	0.00	0.00	0.00	0.00	0.00	0.00	0.00	5000000.
8	3501101	SALARIES & WAGES PAYABLE	0.00	7752.00	1780.00	0.00	0.00	0.00	0.00	0.00	0.00	3964031.00	0.00	3970003.
9	3501102	PENSION PAYABLE	0.00	0.00	0.00	0.0	0.00	380908.00	0.00	830967.00	0.00	351279.00	0.00	1563154.
0	3501103	PENSION & LEAVE SALARY CONTRIBUTIONS PAYABLE	0.00	25820.00	0.00	0.00	0.00	0.00	0.00	0.0	0.00	2325731.00	0.00	2351551.
1	3501104	GROUP INSURANCE SCHEME - MANAGEMENT CONTR	0.00	1988170.00	0.00	124020.00	0.00	13695.00	0.00	34320.00	0.00	210940.00	0.00	2371145.
2	3502001	PROVIDENT FUND RECOVERIES	0.00	11113522.00	0.00	1848900.00	0.00	961150.00	0.00	10931982.00	0.00	1238420.00	0.00	26093974.
3	3502002	CO-OPERATIVE SOCIETY LOAN RECOVERIES	0.00	0.00	0.00	752250.00	0.00	1831890.00	0.00	5653518.00	0.00	6453151.00	0.00	14690809.
4	3502003	RD RECOVERIES	0.00	0.00	0.00	0.00	0.00	12400.00	0.00	0.00	0.00	3160.00	0.00	15560.
5	3502004	L.I.C. POLICES PREMIUM RECOVERIES	0.00	0.00	0.00	0.00	0.00	13091.00	0.00	0.00	0.00	0.00	0.00	13091.
6	3502005	SPECIAL PROVIDENT FUND-CUM- GRATUITY SCHEME	0.00	1670.00	0.00	342810.00	0.00	563540.00	0.00	409980.00	0.00	460420.00	0.00	1778420.
7	3502006	F.B.F. / GROUP INSURANCE SCHEME RECOVERIES	0.00	491150.00	0.00	459485.00	0.00	469555.00	0.00	949807.00	0.00	426425.00	0.00	2796422.
8	3502008	DEPUTATIONIST RECOVERIES	0.00	0.00	0.00	0.00	0.00	5760.00	0.00	0.00	0.00	0.00	0.00	5760.
9	3502009	It Deduction	0.0	88111.00	0.00	326040.00	0.00	57082.00	0.00	0.0	0.00	21816.00	0.00	493049.
0	3502010	RECOVERIES TOWARDS LOANS FROM BANKS	0.00	0.0	0.00	0.00	0.00	0.00	0.00	0.00	0.00	2000.00	0.00	2000.
1	3502011	COURT RECOVERIES	0.00	0.00	0.00	2637.00	0.00	0.0	0.00	0.00	0.00	2278.00	0.00	4915.
2	3502012	H.B.A.SPECIAL F.B.F. SUBSCRIPTION	0.00	0.00	0.00	23760.00	0.00	16550.00	0.00	0.00	0.00	0.00	0.00	40310.
3	3502013	INCOME TAX DEDUCTIONS - CONTRACTORS	610179.00	0.0	0.00	1003915.00	0.00	229338.00	0.00	8542.00	0.00	366797.00	0.00	694442.
4	3502014	OTHER RECOVERIES	0.0	144048.00	0.00	203346.00	0.00	10901.00	0.00	0.0	0.00	366797.00	0.00	725092.
5	3502015	VAT - PAYABLE	0.00	1469065.00	0.00	223425.00	0.00	74880.00	0.00	0.0	0.00	129831.00	0.00	1897201.
6	3502017	SERVICE TAX PAYABLE	0.00	3000.00	0.00	0.00	0.00	0.00	0.00	0.00	32508.00	0.00	29508.00	0.
7	3502018	HANDLOOM ADVANCE RECOVERED - PAYABLE TO CO	0.00	0.00	0.00	0.00	0.00	0.00	0.00	0.0	0.00	0.00	0.00	0.
8	3502021	CPF SUBSCRIPTION RECOVERIES	0.00	0.00	0.00	19014708.00	0.00	12511126.00	0.00	11918500.00	0.00	23945093.00	0.00	67389427.
9	3502023	Health Fund Subscription	0.0	1053082.00	0.00	1692413.00	0.00	2365580.00	0.00	3640739.00	0.00	3442235.00	0.00	12194049.
0	3502025	Manual Workers General Welfare Fund - LWF	0.00	3933452.00	0.00	390757.00	0.00	0.0	0.00	0.0	0.00	320308.00	0.00	4644517.
1	3502029	General Provident Fund Recoveries (GPF)	1169400.00	0.0	0.00	0.00	0.00	0.00	0.00	0.00	0.00	0.00	1169400.00	0.
2	3502032	CGST - PAYABLE	355962.00	0.0	0.00	503670.00	0.00	6500.00	0.00	0.0	0.00	69692.00	0.00	223910.
3	3502033	SGST - PAYABLE	351674.00	0.0	0.00	514930.00	0.00	3580.00	0.00	0.0	0.00	113976.00	0.00	280812.
4	3502035	One Day Salary Recovery Payable	0.00	3110.00	0.00	431608.00	7004.00	0.00	0.00	0.00	0.00	116771.00	0.00	544485.
5	3504001	DEPOSIT REFUNDS PAYABLE	15114008.00	0.00	0.00	0.00	0.00	0.00	0.00	0.00	0.00	0.00	15114008.00	0.
6	3504101	ADVANCE COLLECTION OF PROPERTY TAX	0.00	204995.00	0.00	1812.00	0.00	0.0	0.00	15402.00	0.00	12599.00	0.00	234808.
7	3504102	ADVANCE COLLECTION - OTHER REVENUES	0.00	0.00	0.00	3624.00	0.00	0.0	0.00	20838.00	0.00	11325.00	0.00	35787.

Financial Year : 2023-2024; Fund Name : Water Supply and Drainage Fund; From Date : 01/Apr/2023; To Date : 31/Mar/2024; Zone : CONSOLIDATED

Sl. No	Account Code	Account Head Name	MO	MO	Z1	Z1	Z2	Z2	Z3	Z3	Z4	Z4	ALL Zone	ALL Zone
			Debit	Credit	Debit	Credit	Debit	Credit	Debit	Credit	Debit	Credit	Debit	Credit
18	3603001	PROVISION FOR DOUBTFUL COLLECTION OF REVENUE	0.00		0.00	78143648.55	0.00	71886254.54	0.00	155027355.59	0.00	37512853.48	0.00	342570112
19	4101001	LAND -GROSS BLOCK	85583272.00	0.00	0.00	0.00	0.00	0.00	0.00	0.00	0.00	0.00	85583272.00	0
20	4102001	BUILDINGS - GROSS BLOCK	19359415.00	0.00	0.00	0.00	0.00	0.00	0.00	0.00	0.00	0.00	19359415.00	0
21	4103001	SUBWAYS AND CAUSE WAYS - GROSS BLOCK	1.00	0.00	0.00	0.00	0.00	0.00	0.00	0.00	0.00	0.00	1.00	0
22	4103003	ROADS & PAVEMENTS - CONCRETE - GROSS BLOCK	1770374.00	0.00	0.00	0.00	0.00	0.00	0.00	0.00	0.00	0.00	1770374.00	0
23	4103004	ROADS & PAVEMENTS - BLACK TOPPED - GROSS BLOCK	2707637.00	0.00	0.00	0.00	0.00	0.00	0.00	0.00	0.00	0.00	2707637.00	0
24	4103005	ROADS & PAVEMENTS - OTHERS - GROSS BLOCK	1.00	0.00	0.00	0.00	0.00	0.00	0.00	0.00	0.00	0.00	1.00	0
25	4103101	STORM WATER DRAINS, OPEN DRAINS AND CULVERT	22699592.00	0.00	0.00	0.00	0.00	0.00	0.00	0.00	0.00	0.00	22699592.00	0
26	4103102	DRAINAGE AND SEWERAGE PIPES, CONDUITS, CHAN	770429253.00	0.00	0.00	0.00	0.00	0.00	0.00	0.00	0.00	0.00	770429253.00	0
27	4103201	WATER SUPPLY - HEAD WORKS, OHT ETC. AND WATE	1148202858.00	0.00	0.00	0.00	0.00	0.00	0.00	0.00	0.00	0.00	1148202858.00	0
28	4103202	GROUND WATER WELLS/ DEEP BORE WELLS - GROSS	296838962.00	0.00	0.00	0.00	0.00	0.00	0.00	0.00	0.00	0.00	296838962.00	0
29	4104001	PLANT AND MACHINERIES - GROSS BLOCK	1.00	0.00	0.00	0.00	0.00	0.00	0.00	0.00	0.00	0.00	1.00	0
30	4104002	TOOLS & PLANT - GROSS BLOCK	14561393.00	0.00	0.00	0.00	0.00	0.00	0.00	0.00	0.00	0.00	14561393.00	0
31	4104003	HAND PUMPS - INDIAN MARK II - GROSS BLOCK	994787.00	0.00	0.00	0.00	0.00	0.00	0.00	0.00	0.00	0.00	994787.00	0
32	4105001	HEAVY VEHICLES - GROSS BLOCK	6623822.00	0.00	0.00	0.00	0.00	0.00	0.00	0.00	0.00	0.00	6623822.00	0
33	4105002	LIGHT VEHICLES - GROSS BLOCK	192966.00	0.00	0.00	0.00	0.00	0.00	0.00	0.00	0.00	0.00	192966.00	0
34	4107001	FURNITURE FIXTURES AND FITTINGS - GROSS BLOCK	579885.00	0.00	0.00	0.00	0.00	0.00	0.00	0.00	0.00	0.00	579885.00	0
35	4107002	ELECTRICAL INSTALLATIONS - LAMPS / TUBE LIGHT FI	7182824.00	0.00	0.00	0.00	0.00	0.00	0.00	0.00	0.00	0.00	7182824.00	0
36	4107003	ELECTRICAL INSTALLATIONS - OTHERS - GROSS BLOC	23272162.00	0.00	0.00	0.00	0.00	0.00	0.00	0.00	0.00	0.00	23272162.00	0
37	4108001	PUBLIC FOUNTAINS - GROSS BLOCK	3737738.00	0.00	0.00	0.00	0.00	0.00	0.00	0.00	0.00	0.00	3737738.00	0
38	4112001	BUILDINGS - ACCUMULATED DEPRECIATION	0.00	7276798.00	0.00	0.00	0.00	0.00	0.00	0.00	0.00	0.00	0.00	7276798
39	4113003	ROADS & PAVEMENTS - CONCRETE - ACCUMULATED	0.00	1364021.00	0.00	0.00	0.00	0.00	0.00	0.00	0.00	0.00	0.00	1364021
40	4113004	ROADS & PAVEMENTS - BLACK TOPPED - ACCUMULAT	0.00	2690911.00	0.00	0.00	0.00	0.00	0.00	0.00	0.00	0.00	0.00	2690911
41	4113101	STORM WATER DRAINS, OPEN DRAINS AND CULVERT	0.00	19701300.00	0.00	0.00	0.00	0.00	0.00	0.00	0.00	0.00	0.00	19701300
42	4113102	DRAINAGE SEWERAGE PIPES, CONDUITS ETC. - ACCU	0.00	212675009.00	0.00	0.00	0.00	0.00	0.00	0.00	0.00	0.00	0.00	212675009
43	4113201	HEAD WORKS, OHT ETC. WATER SUPPLY MAINS - ACC	0.00	399292852.00	0.00	0.00	0.00	0.00	0.00	0.00	0.00	0.00	0.00	399292852
44	4113202	GROUND WATER WELLS/ DEEP BORE WELLS - ACCUM	0.00	219125466.00	0.00	0.00	0.00	0.00	0.00	0.00	0.00	0.00	0.00	219125466
45	4114002	TOOLS & PLANT - ACCUMULATED DEPRECIATION	0.00	8618005.00	0.00	0.00	0.00	0.00	0.00	0.00	0.00	0.00	0.00	8618005
46	4114003	HAND PUMPS - INDIA MARK (II) - ACCUMULATED DEPR	0.00	306013.00	0.00	0.00	0.00	0.00	0.00	0.00	0.00	0.00	0.00	306013
47	4115001	HEAVY VEHICLES - ACCUMULATED DEPRECIATION	0.00	5537375.00	0.00	0.00	0.00	0.00	0.00	0.00	0.00	0.00	0.00	5537375
48	4115002	LIGHT VEHICLES - ACCUMULATED DEPRECIATION	0.00	192142.00	0.00	0.00	0.00	0.00	0.00	0.00	0.00	0.00	0.00	192142
49	4117001	FURNITURE, FIXTURES & FITTINGS - ACCUMULATED D	0.00	521771.00	0.00	0.00	0.00	0.00	0.00	0.00	0.00	0.00	0.00	521771
50	4117002	ELECTRICAL INSTALLATIONS - LAMPS & TUBE LIGHTS	0.00	5429390.00	0.00	0.00	0.00	0.00	0.00	0.00	0.00	0.00	0.00	5429390
51	4117003	ELECTRICAL INSTALLATIONS - OTHERS - ACCUMULA	0.00	10264184.00	0.00	0.00	0.00	0.00	0.00	0.00	0.00	0.00	0.00	10264184
52	4118001	PUBLIC FOUNTAINS - ACCUMULATED DEPRECIATION	0.00	3485770.00	0.00	0.00	0.00	0.00	0.00	0.00	0.00	0.00	0.00	3485770
53	4121001	PROJECTS - IN - PROGRESS ACCOUNT	3288090123.00	0.00	0.00	0.00	0.00	0.00	0.00	0.00	3736152.00	0.00	3291826275.00	0
54	4208001	FIXED DEPOSIT	205920992.00	0.00	0.00	0.00	0.00	0.00	0.00	0.00	0.00	0.00	205920992.00	0
55	4301001	STORES - ENGINEERING	6083580.00	0.00	0.00	0.00	0.00	0.00	0.00	0.00	343092.00	0.00	6428672.00	0
56	4301004	STORES - WATER SUPPLY	1968233.00	0.00	8453516.00	0.00	0.00	0.00	0.00	0.00	0.00	0.00	10124749.00	0

சேலம் மாநகராட்சி SALEM CITY MUNICIPAL CORPORATION
Trial Balance

Financial Year : 2023-2024; Fund Name : Water Supply and Drainage Fund; From Date : 01/Apr/2023; To Date : 31/Mar/2024; Zone : CONSOLIDATED

Account Code	Account Head Name	MO	MO	Z1	Z1	Z2	Z2	Z3	Z3	Z4	Z4	ALL Zone	ALL Zone
		Debit	Credit	Debit	Credit	Debit	Credit	Debit	Credit	Debit	Credit	Debit	Credit
		0.00	0.00	0.00	0.00	0.00	0.00	0.00	0.00	397611.00	0.00	397611.00	0.00
6	4502149 Z4-WS-UGD-IB-6017140516	0.00	0.00	0.00	0.00	0.00	0.00	0.00	0.00	0.00	0.00	4490233.14	0.00
7	4502156 MAIN-WS-RECEIPT-SBI-10593925550	4490233.14	0.00	0.00	0.00	0.00	0.00	0.00	0.00	0.00	0.00	0.00	0.00
8	4502157 MAIN-WS-PAYMENT-SBI-10593908975	0.00	0.00	0.00	0.00	0.00	0.00	0.00	0.00	0.00	0.00	782082.00	0.00
9	4502158 MAIN-WS-DEPOSIT-SBI-10593921758	782082.00	0.00	0.00	0.00	0.00	0.00	0.00	0.00	0.00	0.00	5966402.00	0.00
0	4502159 MAIN-WS-UGD-DEPOSIT-IB-6013541158	5966402.00	0.00	0.00	0.00	0.00	0.00	0.00	0.00	0.00	0.00	85726.00	0.00
1	4502162 MAIN-WS-PENSION-HF-SB-62992200015380	85726.00	0.00	0.00	0.00	0.00	0.00	0.00	0.00	0.00	0.00	910.00	0.00
2	4502163 Z1-WS-UGD-USER CHARGES-SYB-62932100600594	0.00	0.00	910.00	0.00	0.00	0.00	0.00	0.00	0.00	0.00	2069212.60	0.00
3	4502187 MAIN-WS-PAYMENT-SBI-41306661981	2069212.60	0.00	0.00	0.00	0.00	0.00	0.00	0.00	0.00	0.00	2319093.30	0.00
4	4502259 MAIN-WS-UGD-PAYMENT-UBI-334102010404681	2319093.30	0.00	0.00	0.00	0.00	0.00	0.00	0.00	0.00	0.00	47579279.00	0.00
5	4502501 ONLINE-HDFC-50200018517450	47579279.00	0.00	0.00	0.00	0.00	0.00	0.00	0.00	0.00	0.00	0.00	0.00
6	4504121 Z2-RF-AMMA-CB-1225101045294	0.00	0.00	0.00	0.00	0.00	0.00	0.00	0.00	0.00	0.00	32206105.00	0.00
7	4504177 MAIN-WS Infra and Amenities SNA-IOB-168101000017410	32206105.00	0.00	0.00	0.00	0.00	0.00	0.00	0.00	0.00	0.00	97432737.00	0.00
8	4504204 MAIN - AMRUT 2.0 - ICICI - 611905056899	97432737.00	0.00	0.00	0.00	0.00	0.00	0.00	0.00	0.00	0.00	506940.94	0.00
9	4504251 MAIN-WS-DDWS-UBI-334102010405411	506940.94	0.00	0.00	0.00	0.00	0.00	0.00	0.00	0.00	0.00	5388.00	0.00
0	4504252 MAIN-WS-DDWS-ESCROW-UBI-334102050000001	5388.00	0.00	0.00	0.00	0.00	0.00	0.00	0.00	0.00	0.00	0.00	0.00
1	4506104 RF-SFC-SALEM CORPORATION CHILD ACCT-IB-757985	0.00	0.00	0.00	0.00	0.00	0.00	0.00	0.00	0.00	0.00	1553990.00	0.00
2	4601001 FESTIVAL ADVANCE	20490.00	0.00	258800.00	0.00	209300.00	0.00	431700.00	0.00	633700.00	0.00	4850.00	0.00
3	4601003 TOUR ADVANCE	4850.00	0.00	0.00	0.00	0.00	0.00	0.00	0.00	0.00	0.00	3650.00	0.00
4	4601007 MOTOR CYCLE ADVANCE	3650.00	0.00	0.00	0.00	0.00	0.00	0.00	0.00	0.00	0.00	14868.00	0.00
5	4601009 MARRIAGE ADVANCE	14868.00	0.00	0.00	0.00	0.00	0.00	0.00	0.00	0.00	0.00	2598861.00	0.00
6	4604001 ADVANCE TO SUPPLIERS	2598861.00	0.00	0.00	0.00	0.00	0.00	0.00	0.00	0.00	0.00	27534887.00	0.00
7	4604002 ADVANCE TO CONTRACTORS	27534887.00	0.00	181026.00	0.00	0.00	0.00	0.00	0.00	0.00	0.00	152000.00	0.00
8	4605004 IMMEDIATE RELIEF - ADVANCE	2000.00	0.00	25000.00	0.00	0.00	0.00	15000.00	0.00	110000.00	0.00	69140.00	0.00
9	4605010 Advance Recoverable Expenses	69140.00	0.00	0.00	0.00	0.00	0.00	0.00	0.00	0.00	0.00	1800.00	0.00
0	4605011 GENERAL IMPREST ACCOUNT	1800.00	0.00	0.00	0.00	0.00	0.00	0.00	0.00	0.00	0.00	3324031.00	0.00
1	4606001 DEPOSITS - RECOVERABLE:	3029081.00	0.00	40730.00	0.00	38880.00	0.00	207010.00	0.00	8330.00	0.00	50847.00	0.00
2	4608001 TDS ON INTEREST ON CCD BY TNEB - RECEIVABLES	50847.00	0.00	0.00	0.00	0.00	0.00	0.00	0.00	0.00	0.00	276279850.00	0.00
3	4701001 ADVANCE TO TWAD BOARD/ METRO WATER BOARD	276279850.00	0.00	0.00	0.00	0.00	0.00	0.00	0.00	66940.00	0.00	0.00	2032824
4	4702002 PAYABLE TO ELEMENTARY EDUCATION FUND	0.00	1965884.00	0.00	0.00	0.00	0.00	0.00	0.00	0.00	0.00	0.00	6383111456
5	4702003 PAYABLE TO GENERAL FUND	0.00	5573875601.00	0.00	177537083.00	0.00	24047688.00	0.00	149560207.00	0.00	458090877.00	0.00	5500
6	4702004 RECEIVABLE FROM WATER SUPPLY FUND	0.00	0.00	0.00	0.00	0.00	0.00	0.00	5500.00	0.00	0.00	0.00	73046
7	4702005 RECEIVABLE FROM ELEMENTARY EDUCATION FUND	0.00	0.00	0.00	0.00	0.00	37248.00	0.00	0.00	0.00	35800.00	0.00	0.00
8	4702006 RECEIVABLE FROM GENERAL FUND	0.00	0.00	867986630.44	0.00	693763076.28	0.00	60677621.44	0.00	514660250.34	0.00	2137087578.50	0.00
9	4702007 INTER ZONAL TRANSFER ACCOUNT	0.00	1478422169.00	349574010.00	0.00	425034978.00	0.00	216097096.00	0.00	254803756.00	0.00	0.00	232912326
	TOTAL	13237203686.86	13237203686.86	1889356835.21	1889356835.21	1331358036.66	1331358036.66	498202890.79	498202890.79	920199738.35	920199738.35	14461613165.24	14461613165.24

S. Murali
DEPUTY DIRECTOR
LOCAL FUND AUDIT
SALEM CORPORATION

0.00 0.00 0.00 0.00

ASST. COMPTROLLER (ACCOUNTS) 0.00

SALEM CORPORATION

19/3/24

சேலம் மாநகராட்சி SALEM CITY MUNICIPAL CORPORATION

Trial Balance

Financial Year : 2024-2025; Fund Name : Water Supply & Drainage Fund; From Date : 01/Apr/2024; To Date : 31/Mar/2025 : CONSOLIDATED

No	Account Code	Account Head Name	MAIN OFFICE		Zone-1 SURAMANGALAM		Z-2 HASTHAMPATTY		Z-3 AMMAPETTAI		Zone-4 KONDALAMPATTY		Overall	
			Debit	Credit	Debit	Credit	Debit	Credit	Debit	Credit	Debit	Credit	Debit	Credit
1	1100201	Water Supply and Drainage Tax - Residential		0		27768503.46		43050299.18		21751340.54		23664130.56	0.00	116234273
2	1100202	Water Supply and Drainage Tax - Commercial		0		80130674.02		128037033.40		32593145.28		56846749.82	0.00	297607602
3	1100203	Water Supply and Drainage Tax - Industrial		0		2549166.66		3446597.00		2637264.06		1327879.18	0.00	9960906
4	1100204	Water Supply and Drainage Tax - Vacant Sites		0		3193583.62		2389124.92		1305235.52		1380594.82	0.00	8268538
5	1101001	PROFESSIONAL TAX		0				0.00		0.0			0.00	0
6	1401301	COPY APPLICATION FEES		0		43241.00		46190.00		46530.00		41360.00	0.00	177321
7	1402001	Penalty & Bank Charges For Dishonoured Cheques		400.00		800.00		7520.00		1200.00		3900.00	0.00	13820
8	1405002	UGD MONTHLY CHARGES		0.00		1935900.00		4164990.00		4702055.00		2175445.00	0.00	12978390
9	1405004	METERED/ TAP RATE WATER CHARGES		0.00		66090838.00		67759745.00		59037378.00		57807648.00	0.00	250695609
10	1405005	Water Charges - Water Supply Through Lorry		600.00		1000.00		4500.00		600.00		0.00	0.00	6700
11	1407001	Road Cutting Restoration Charge		0.00		1461494.00		1444158.00		1630439.00		1458580.00	0.00	5994671
12	1407002	Initial Amount for New Water Supply Connections		0.00		3169500.00		5281500.00		4094000.00		6017563.00	0.00	18562563
13	1407003	INITIAL AMOUNT FOR DRAINAGE CONNECTIONS		15714798.00		1754500.00		6057000.00		6632844.00		5854000.00	0.00	36013142
14	1407004	Water Connection Charges		0		0.00		23800.00		19736.00		8902.00	0.00	52438
15	1407005	Under Ground Sewerage Connection Charges		0		0.00		550.00		450.00		50.00	0.00	1050
16	1407006	WATER SUPPLY DISCONNECTON CHARGES		0		0.00		0.00		500.00		0.00	0.00	500
17	1407014	Water Supply Inspection Charges		0		961996.00		940788.00		1060659.00		929616.00	0.00	3893059
18	1407015	Sewerage Inspection Charges		0		0.00		6678.00		4874.00		505.00	0.00	12057
19	1407021	Internal Plumbing Charges		0		0.00		31326.00		36977.00		198.00	0.00	68501
20	1407022	Water Supply - Internal Plumbing Charges		0		0		0.00		0.00		0.00	0.00	0
21	1408003	Misc. Recoveries		65836.00		0		0.00		33510.00		81745.00	0.00	181091
22	1501101	SALE OF TENDER FORMS/OTHER PUBLICATIONS						1800.00		1200.00		37200.00	0.00	40200
23	1701001	INTEREST ON INVESTMENTS / FIXED DEPOSITS		3265358.00		0.00		0.00		0.00		0.00	0.00	3265358
24	1711001	INTEREST FROM BANK		774732.00		183602.00		130772.00		233173.00		282062.00	0.00	1604341

சேலம் மாநகராட்சி SALEM CITY MUNICIPAL CORPORATION

Trial Balance

Financial Year : 2024-2025; Fund Name : Water Supply & Drainage Fund; From Date : 01/Apr/2024; To Date : 31/Mar/2025 : CONSOLIDATED

No	Account Code	Account Head Name	MAIN OFFICE		Zone-1 SURAMANGALAM		Z-2 HASTHAMPATTY		Z-3 AMMAPETTAI		Zone-4 KONDALAMPATTY		Overall	
			Debit	Credit	Debit	Credit	Debit	Credit	Debit	Credit	Debit	Credit	Debit	Credit
5	1808001	OTHER INCOME		5000.00		0		22146.00		3100.00		3400.00	0.00	33646
26	2101001	PAY			14569592.00		11314802.00		24064974.00		29948153.00		79897521.00	0.
27	2101004	DEARNNESS ALLOWANCE	4612.00		9652853.00		5698700.00		12889439.00		15315750.00		43561354.00	0.
1	2101005	HOUSE RENT ALLOWANCE			889953.00		746208.00		1566831.00		2017120.00		5220112.00	0.
29	2101006	CITY COMP. ALLOWANCE			159845.00		127117.00		263088.00		354161.00		904211.00	0.
30	2101007	MEDICAL ALLOWANCE			192634.00		89881.00		192940.00		259684.00		735139.00	0.
1	2101008	OTHER ALLOWANCE							33086.00		1440.00		34526.00	0.
2	2101010	WAGES - OTHERS					1125490.00		26700.00				1152190.00	0.
33	2101011	BONUS			113000.00		14000.00		135500.00		197000.00		459500.00	0
4	2102014	GROUP INSURANCE SCHEME - MANAGEMENT CONTRIBUTION	0.0						113420.00		51940.00		165360.00	0
5	2102015	CPF MANAGEMENT CONTRIBUTION									3837878.00		3837878.00	0
36	2102019	CONVEYANCE ALLOWANCE			12000.00		6600.00		21280.00		59200.00		99080.00	0
37	2102020	WASHING ALLOWANCE									120.00		120.00	0
3	2103001	PENSIONS	10923466.00		3302032.00		2591193.00		9829138.00		4179781.00		30825610.00	0
39	2103002	FAMILY PENSION	0.0				254748.00				1322449.00		1577197.00	0
40	2104002	DEATH-CUM-RETIREMENT GRATUITY	0.0				862983.00						862983.00	0
1	2201101	ELECTRICITY CONSUMPTION CHARGES FOR OFFICE BUILDINGS	0.0		114427002.00		258263963.00		14139331.00		32053444.00		418883740.00	0
2	2201201	TELEPHONE CHARGES	0.0				30942.00						30942.00	0
43	2205104	LEGAL & ARBITRATION EXPENSES	0.0		640000.00				0.00		913333.00		1553333.00	0
44	2205202	ENGINEERING CONSULTANCY	22818110.00		0.0						26969041.00		49787151.00	0
5	2206001	ADVERTISEMENT CHARGES			26562.00		535310.00		0.00				561872.00	0
46	2208003	OTHER EXPENSEE			35866.00		66678.00				1446414.00		1548958.00	0
47	2301001	POWER CHARGES FOR SEWERAGE SYSTEM/ PUMPING STATIONS	496237.00		4238964.00								4735201.00	0
48	2303002	DIESEL									525330.00		525330.00	0
9	2304003	HIRE CHARGES FOR VEHICLES	2587608.00		920811.00								3508419.00	0

சேலம் மாநகராட்சி SALEM CITY MUNICIPAL CORPORATION

Trial Balance

Financial Year : 2024-2025; Fund Name : Water Supply & Drainage Fund; From Date : 01/Apr/2024; To Date : 31/Mar/2025 : CONSOLIDATED

No	Account Code	Account Head Name	MAIN OFFICE		Zone-1 SURAMANGALAM		Z-2 HASTHAMPATTY		Z-3 AMMAPETTAI		Zone-4 KONDALAMPATTY		Overall	
			Debit	Credit	Debit	Credit	Debit	Credit	Debit	Credit	Debit	Credit	Debit	Credit
1	2305009	MAINTENANCE EXPENSES - WATER SUPPLY	126115912.00		8654973.00		0.0		3379156.00		0.0		138150041.00	0.0
51	2305010	MAINTENANCE EXPENSES - SEWERAGE WORKS	4602650.00		0.0			716611.00					5319261.00	0.0
52	2305011	MAINTENANCE CHARGES TO TWAD BOARD/ METRO WATER BOARD	0.0		1652.00			3304.00			14868.00		19824.00	0.0
3	2305012	WATER CESS TO TNPCB			442100.00		442420.00		0.00				884520.00	0.0
54	2305013	RESTORATION OF ROAD CUTS			15468960.00						18162580.00		33631540.00	0.0
55	2305902	REPAIRS AND MAINTENANCE - INSTRUMENTS, PLANT & MACHINERY	2942852.00				944700.00		0.0				3887552.00	0.0
5	2308003	REMOVAL OF DEBRIS									877740.00		877740.00	0.0
57	2308015	TESTING & INSPECTION CHARGES					42480.00						42480.00	0.0
58	2403001	INTEREST ON LOANS FROM TNUFIDCO	43551186.00										43551186.00	0.0
59	2407001	BANK CHARGES	69681.14		862.00		16330.00		705.00		295.00		87873.14	0.0
7	2701001	PROVISION FOR DOUBTFUL COLLECTION OF REVENUE ITEMS - TAXES	0.00		32394220.59		26475545.74		26264577.81		18478040.82		103612384.96	0.0
61	2722001	DEPRECIATION - BUILDINGS	700792.00										700792.00	0.0
62	2723001	DEPRECIATION - ROADS & BRIDGES	267386.00										267386.00	0.0
3	2723101	DEPRECIATION - SEWERAGE AND DRAINAGE	40700785.00										40700785.00	0.0
64	2723201	DEPRECIATION - WATERWAYS	69464435.00										69464435.00	0.0
65	2724001	DEPRECIATION - PLANT & MACHINERY	1677092.00										1677092.00	0.0
66	2725001	DEPRECIATION - VEHICLES	281603.00										281603.00	0.0
7	2727001	DEPRECIATION - FURNITURE, FIXTURES, FITTINGS AND ELECTRICAL APPLIANCES	4492288.00										4492288.00	0.0
68	2728001	DEPRECIATION - OTHER FIXED ASSETS	113386.00										113386.00	0.0
69	2801001	Taxes				2108398.00		2319912.00		991072.00		1385356.00	0.00	6804738
7	2802001	Other - Revenues										3473.00	0.00	3473
71	2804001	PRIOR YEAR INCOME				32727318.54		16393625.59		12817790.01		5572398.32	0.00	67511132
72	2808001	PRIOR YEAR EXPENSES	5388.00		245060.00		721262.00				0.00		971710.00	0.0
3	3109001	ACCUMULATED SURPLUS / DEFICIT	6727888213.60			586939760.23		1154472614.00		52946375.41		286114358.21	6727888213.60	2080473107
74	3111001	CONTRIBUTION FROM MUNICIPAL FUND		117385598.00									0.00	117385598

சேலம் மாநகராட்சி SALEM CITY MUNICIPAL CORPORATION

Trial-Balance

Financial Year : 2024-2025; Fund Name : Water Supply & Drainage Fund; From Date : 01/Apr/2024; To Date : 31/Mar/2025 : CONSOLIDATED

No	Account Code	Account Head Name	MAIN OFFICE		Zone-1 SURAMANGALAM		Z-2 HASTHAMPATTY		Z-3 AMMAPETTAI		Zone-4 KONDALAMPATTY		Overall	
			Debit	Credit	Debit	Credit	Debit	Credit	Debit	Credit	Debit	Credit	Debit	Credit
75	3202002	SCHEME GRANTS-SCHEME(COST CENTRE)CODE		9248348.00									0.00	9248348
76	3203001	CONTRIBUTIONS FROM THE GOVERNMENT		3628401595.00									0.00	3628401595
77	3203002	GRANTS FROM THE GOVERNMENT		488615800.00									0.00	488615800
78	3206001	GRANTS FOR SPECIFIC PURPOSE		1875000.00									0.00	1875000
79	3208001	Contributions From Private Parties		55673305.00									0.00	55673305
80	3303004	LOAN FROM TNUIFSL		760426991.00									0.00	760426991
81	3401001	Tender Deposit - Contractors.		106195225.00		446702.00		389620.00		143506.00		1028501.00	0.00	108203554
82	3401002	TENDER DEPOSIT- SUPPLIERS		2102901.00		80092.00		40000.00					0.00	2222993
83	3401003	SECURITY DEPOSIT - CONTRACTORS		16225734.00		11880.00		36900.00		0.0		113580.00	0.00	16388094
84	3401004	RETENTION AMOUNT		20013449.00		228181.00		25320.00				5939646.00	0.00	26206596
85	3402001	Security Deposit - Lease		0.00									0.00	0
86	3408001	DEPOSITS - OTHERS	0.0	40430725.00		27000.00		14731.00		10000.00		7500.00	0.00	40489956
87	3501003	ACCOUNTS PAYABLE - CONTRACTORS	0.0	175283325		62925756.00		110014404.00		0.00		81040008.00	0.00	429263493
88	3501004	ACCOUNTS PAYABLE - SUPPLIERS	0.0	3109537.00		8486392.00		1887003.00		0.0		0.00	0.00	13482932
89	3501005	ACCOUNTS PAYABLE EXPENSES	0.0	224636206.00		555810267.00		278275596.00		0.00		54731222.00	0.00	1113453291
90	3501008	OTHERS PAYABLE	0.0	39449090.00				0.00				6975662.00	0.00	46424752
91	3501009	WATE SUPPLY MAINTENANCE - PAYABLE TO TWAD BOARD / METRO WATER BOARD	0.0	5000000.00									0.00	5000000
92	3501012	WS Scheme - Payable to Contractors	0.0	0.00	0	0	0	0.00	0	0.00	0.00	0.00	0.00	0
93	3501101	SALARIES & WAGES PAYABLE	0.0	7752.00		5222583.00		0.0		0.0		7218091.00	0.00	12448426
94	3501102	PENSION PAYABLE	0.0			1343811.00		2386152.00		1769996.00		533134.00	0.00	6033093
95	3501103	PENSION & LEAVE SALARY CONTRIBUTIONS PAYABLE	0.0	25820.00								2325731.00	0.00	2351551
96	3501104	GROUP INSURANCE SCHEME - MANAGEMENT CONTRIBUTION PAYABLE	0.0	1988170.00		124020.00		13695.00		34320.00		210940	0.00	2371145
97	3502001	PROVIDENT FUND RECOVERIES	0.0	11113522.00		2079400.00		1099750.00		12075400.00		1576620	0.00	27944692
98	3502002	CO-OPERATIVE SOCIETY LOAN RECOVERIES	0.0			875250.00		2030890.00		5925018.00		7411151	0.00	16242309
99	3502003	RD RECOVERIES	0.0					12400.00				3160	0.00	15560

சேலம் மாநகராட்சி SALEM CITY MUNICIPAL CORPORATION

Trial-Balance

Financial Year : 2024-2025; Fund Name : Water Supply & Drainage Fund; From Date : 01/Apr/2024; To Date : 31/Mar/2025 : CONSOLIDATED

No	Account Code	Account Head Name	MAIN OFFICE		Zone-1 SURAMANGALAM		Z-2 HASTHAMPATTY		Z-3 AMMAPETTAI		Zone-4 KONDALAMPATTY		Overall	
			Debit	Credit	Debit	Credit	Debit	Credit	Debit	Credit	Debit	Credit	Debit	Credit
0	3502004	L.I.C. POLICES PREMIUM RECOVERIES	0.0					13091.00					0.00	13091
101	3502005	SPECIAL PROVIDENT FUND-CUM- GRATUITY SCHEME - RECOVERIES	0.0	1670.00	362700.00		576840.00		434480.00			495350	0.00	1871040
102	3502006	F.B.F. / GROUP INSURANCE SCHEME RECOVERIES	0.0	511250.00	530715.00		517135.00		1032657.00			498595	0.00	3090352
3	3502008	DEPUTATIONIST RECOVERIES	0.0				5760.00						0.00	5760
104	3502009	It Deduction	0.0	55086.00	63248.00		91840.00		0.0			215889	0.00	426063
105	3502010	RECOVERIES TOWARDS LOANS FROM BANKS	0.0									2000	0.00	2000
6	3502011	COURT RECOVERIES	0.0	0.00	2637.00		0.00		0.00			2278	0.00	4915
7	3502012	H.B.A.SPECIAL F.B.F. SUBSCRIPTION	0.0		23760.00		16550.00						0.00	40310
108	3502013	INCOME TAX DEDUCTIONS - CONTRACTORS	0.0	4167607.00	1303108.00		2194714.00		0.00			4480548	0.00	12145977
09	3502014	OTHER RECOVERIES	0.0	50094298.00	224873.00		10901.00		116210.00			36311967	0.00	86758249
0	3502015	VAT - PAYABLE	0.0	1469065.00	223425.00		75096.00		144.00			134295	0.00	1902025
111	3502017	SERVICE TAX PAYABLE	0.0	3000.00							32508.00		29508.00	0
112	3502021	CPF SUBSCRIPTION RECOVERIES	0.0		20178895.00		13542705.00		13004521.00			23896909.00	0.00	70623030
13	3502023	Health Fund Subscription	0.0	1310528.00	1858946.00		2459743.00		3938638.00			3636428.00	0.00	13204283
114	3502025	Manual Workers Genenral Welfare Fund - LWF	0.0	26867111.00	483737.00		1000931.00		0.00			21638213.00	0.00	49989992
115	3502029	General Provident Fund Recoveries (GPF)	0.00										0.00	0
16	3502032	CGST - PAYABLE		1705045.00	621831.00		1040365.00		0.00			1084802.00	0.00	4452043
17	3502033	SGST - PAYABLE		1709323.00	633091.00		1037445.00		0.00			1129086.00	0.00	4508945
118	3502035	One Day Salary .Recovery Payable		3110.00	431608.00		7004.00					116771.00	7004.00	551489
119	3504001	DEPOSIT REFUNDS PAYABLE											0.00	0
20	3504101	ADVANCE COLLECTION OF PROPERTY TAX		204995.00	1812.00				15402.00			12599.00	0.00	234808
121	3504102	ADVANCE COLLECTION - OTHER REVENUES		51414.00	4228.00		1812.00		21744.00			14949.00	0.00	94147
122	3603001	PROVISION FOR DOUBTFUL COLLECTION OF REVENUE ITEMS	0.0		92678069.60		81968174.69		169788241.39			50701502.98	0.00	395135988
23	4101001	LAND -GROSS BLOCK	85583272.00										85583272.00	0
24	4102001	BUILDINGS - GROSS BLOCK	19359415.00										19359415.00	0

சேலம் மாநகராட்சி SALEM CITY MUNICIPAL CORPORATION

Trial Balance

Financial Year : 2024-2025; Fund Name : Water Supply & Drainage Fund; From Date : 01/Apr/2024; To Date : 31/Mar/2025 : CONSOLIDATED

No	Account Code	Account Head Name	MAIN OFFICE		Zone-1 SURAMANGALAM		Z-2 HASTHAMPATTY		Z-3 AMMAPETTAI		Zone-4 KONDALAMPATTY		Overall	
			Debit	Credit	Debit	Credit	Debit	Credit	Debit	Credit	Debit	Credit	Debit	Credit
125	4103001	SUBWAYS AND CAUSE WAYS - GROSS BLOCK	1.00										1.00	0
126	4103003	ROADS & PAVEMENTS - CONCRETE - GROSS BLOCK	1770374.00										1770374.00	0
127	4103004	ROADS & PAVEMENTS - BLACK TOPPED - GROSS BLOCK	2707637.00										2707637.00	0
129	4103005	ROADS & PAVEMENTS - OTHERS - GROSS BLOCK	1.00										1.00	0
129	4103101	STORM WATER DRAINS, OPEN DRAINS AND CULVERTS - GROSS BLOCK	22699592.00										22699592.00	0
130	4103102	DRAINAGE AND SEWERAGE PIPES, CONDUITS, CHANNELS ETC. - GROSS BLOCK	770429253.00										770429253.00	0
131	4103201	WATER SUPPLY - HEAD WORKS, OHT ETC. AND WATER SUPPLY MAINS - GROSS BLOCK	1148202858.00										1148202858.00	0
132	4103202	GROUND WATER WELLS/ DEEP BORE WELLS - GROSS BLOCK	296838962.00										296838962.00	0
133	4104001	PLANT AND MACHINERIES - GROSS BLOCK	1.00										1.00	0
134	4104002	TOOLS & PLANT - GROSS BLOCK	14561393.00										14561393.00	0
135	4104003	HAND PUMPS - INDIAN MARK II - GROSS BLOCK	994787.00										994787.00	0
136	4105001	HEAVY VEHICLES - GROSS BLOCK	6623822.00										6623822.00	0
137	4105002	LIGHT VEHICLES - GROSS BLOCK	192966.00										192966.00	0
138	4107001	FURNITURE FIXTURES AND FITTINGS - GROSS BLOCK	579885.00										579885.00	0
139	4107002	ELECTRICAL INSTALLATIONS - LAMPS / TUBE LIGHT FITTINGS - GROSS BLOCK	7182824.00										7182824.00	0
140	4107003	ELECTRICAL INSTALLATIONS - OTHERS - GROSS BLOCK	23272162.00										23272162.00	0
141	4108001	PUBLIC FOUNTAINS - GROSS BLOCK	3737738.00										3737738.00	0
142	4112001	BUILDINGS - ACCUMULATED DEPRECIATION	0.0	7977590.00									0.0	7977590
143	4113003	ROADS & PAVEMENTS - CONCRETE - ACCUMULATED DEPRECIATION	0.0	1620836.00									0.0	1620836
144	4113004	ROADS & PAVEMENTS - BLACK TOPPED - ACCUMULATED DEPRECIATION	0.0	2701482.00									0.0	2701482
145	4113101	STORM WATER DRAINS, OPEN DRAINS AND CULVERTS - ACCUMULATED DEPRECIATION	0.0	20243995.00									0.0	20243995
146	4113102	DRAINAGE SEWERAGE PIPES, CONDUITS ETC. - ACCUMALATED DEPRECIATION	0.0	252833315.00									0.0	252833315
147	4113201	HEAD WORKS, OHT ETC. WATER SUPPLY MAINS - ACCUMALATED DEPRECIATION	0.0	453214372.00									0.0	453214372
148	4113202	GROUND WATER WELLS/ DEEP BORE WELLS - ACCUMALATED DEPRECIATION	0.0	234668165.00									0.0	234668165
149	4114002	TOOLS & PLANT - ACCUMULATED DEPRECIATION	0.0	10157342.00									0.0	10157342

சேலம் மாநகராட்சி SALEM CITY MUNICIPAL CORPORATION

Trial Balance

Financial Year : 2024-2025; Fund Name : Water Supply & Drainage Fund; From Date : 01/Apr/2024; To Date : 31/Mar/2025 : CONSOLIDATED

No	Account Code	Account Head Name	MAIN OFFICE		Zone-1 SURAMANGALAM		Z-2. HASTHAMPATTY		Z-3 AMMAPETTAI		Zone-4 KONDALAMPATTY		Overall	
			Debit	Credit	Debit	Credit	Debit	Credit	Debit	Credit	Debit	Credit	Debit	Credit
150	4114003	HAND PUMPS - INDIA MARK (II) - ACCUMULATED DEPRECIATION	0.0	443768.00									0.00	443768
151	4115001	HEAVY VEHICLES - ACCUMULATED DEPRECIATION	0.0	5818765.00									0.00	5818765
152	4115002	LIGHT VEHICLES - ACCUMULATED DEPRECIATION	0.0	192355.00									0.00	192355
153	4117001	FURNITURE, FIXTURES & FITTINGS - ACCUMULATED DEPRECIATIONS	0.0	536823.00									0.00	536823
154	4117002	ELECTRICAL INSTALLATIONS - LAMPS & TUBE LIGHTS FITTINGS - ACCUMULATED DEPRECIATION	0.0	6537560.00									0.00	6537560
155	4117003	ELECTRICAL INSTALLATIONS - OTHERS - ACCUMULATED DEPRECIATION	0.0	13633250.00									0.00	13633250
156	4118001	PUBLIC FOUNTAINS - ACCUMULATED DEPRECIATION	0.0	3599156.00									0.00	3599156
157	4121001	PROJECTS - IN - PROGRESS ACCOUNT	3789118017.00		5066976.00		115373815.00		0.00		124873922.00		4034432730.00	
158	4208001	FIXED DEPOSIT	210614600.00										210614600.00	
159	4301001	STORES - ENGINEERING	6083580.00								343092.00		6426672.00	
160	4301004	STORES - WATER SUPPLY	6292123.00		8864282.00		1994616.00		0.00		342079.00		17493100.00	
161	4311903	PROFESSION TAX - RECOVERABLE - CURRENT	0	0	0.00	0	0.00	0	0.00	0.00	0.00	0.00	0.00	
162	4311907	Water Supply and Drainage Tax - Recoverable - Residential - Current	0.0		6156392.24		9084783.68		5869139.50		3151346.78		24261662.20	
163	4311908	Water Supply and Drainage Tax - Recoverable - Commercial - Current	0.0		28070038.92		55286711.16		10848399.04		25624455.98		119829605.10	
164	4311909	Water Supply and Drainage Tax - Recoverable - Industrial - Current	0.0		887631.88		1250686.00		2075655.80		722803.96		4936777.64	
165	4311910	Water Supply and Drainage Tax - Recoverable - Vacant Sites - Current	0.0		1912727.80		1729109.78		925870.32		977901.54		5545609.44	
166	4311912	Water Supply and Drainage Tax - Recoverable - Residential - Arrears	0.0		9948234.42		11869966.10		10814040.00		5613791.68		38246032.20	
167	4311913	Water Supply and Drainage Tax - Recoverable - Commercial - Arrears	0.0		13780906.52		38090696.74		13382632.22		3251795.02		68506030.50	
168	4311914	Water Supply and Drainage Tax - Recoverable - Industrial - Arrears	0.0		73226.48		22783.74		662402.96		253229.28		1011642.46	
169	4311915	Water Supply and Drainage Tax - Recoverable - Vacant Sites - Arrears	0.0		3671122.12		6777371.56		3314368.62		3403928.36		17166790.66	
170	4313003	WATER CHARGES RECOVERABLE - CURRENT	0.0		30019096.00		21010222.00		20747837.00		16023267.00		87800422.00	
171	4313004	WATER CHARGES RECOVERABLE - ARREARS	0.0		65666024.00		40249405.00		47816679.00		18216508.00		171948616.00	
172	4313005	UGD MONTHLY CHARGES RECOVERABLE - CURRENT	0.0		1921920.00		4141065.00		4670120.00		2173420.00		12906525.00	
173	4313006	UGD MONTHLY CHARGES RECOVERABLE - ARREARS	0.0		2051535.00		5482695.00		10596710.00		74865.00		18205805.00	
174	4314033	INTEREST ACCRUED ON FIXED DEPOSIT/ DIVIDEND DUE ON SHARES	700953.00										700953.00	

சேலம் மாநகராட்சி SALEM CITY MUNICIPAL CORPORATION

Trial Balance

Financial Year : 2024-2025; Fund Name : Water Supply & Drainage Fund; From Date : 01/Apr/2024; To Date : 31/Mar/2025 : CONSOLIDATED

No	Account Code	Account Head Name	MAIN OFFICE		Zone-1 SURAMANGALAM		Z-2 HASTHAMPATTY		Z-3 AMMAPETTAI		Zone-4 KONDALAMPATTY		Overall	
			Debit	Credit	Debit	Credit	Debit	Credit	Debit	Credit	Debit	Credit	Debit	Credit
175	4314037	MATERIALS COST RECOVERABLE A/C - CONTRACTORS	22328142.00										22328142.00	0
176	4314038	Supply Of Office Materials		0.00									0.00	0
177	4314040	Misc. Recovery									0.00		0.00	0
178	4501001	Cash Account	10040.00		403317.00		295971.00		210707.00		200054.00		1120089.00	0
179	4502001	Cheque Account	0.00	0.00	0.00	0	0.00	0.00	0.00	0.00	0.00	0.00	0.00	0
180	4502112	Z1-RF-PAYMENT-SB-62932200090290			0.0								0.00	0
181	4502116	Z1-WS-RECEIPTS-SB-62932010010630			16200557.68								16200557.68	0
182	4502117	Z1-WS-PAYMENT-SB-62932200090306			17531863.03								17531863.03	0
183	4502118	Z1-WS-DEPOSIT-SB-62932010032421		0.00	802561.91								802561.91	0
184	4502119	Z1-WS-UGD-SB-62932010008780			487726.48								487726.48	0
185	4502126	Z2-WS-RECEIPT-CB-1225101032843					10303690.50						10303690.50	0
186	4502128	Z2-WS-DEPOSIT-CB-1225101044676					5666493.00						5666493.00	0
187	4502129	Z2-WS-UGD-CB-1225101043804					4127925.00						4127925.00	0
188	4502132	Z3-RF-PAYMENT-CB-1601101018551							0.0				0.00	0
189	4502135	Z3-WS-UGD-USER CHARGES-CB-1601101032975							310996.00				310996.00	0
190	4502136	Z3-WS-RECEIPT-CB-1601101018552							3336411.00				3336411.00	0
191	4502137	Z3-WS-PAYMENT-CB-1601101018554							661071.00				661071.00	0
192	4502138	Z3-WS-DEPOSIT-CB-1601101025183							463108.00				463108.00	0
193	4502139	Z3-WS-UGD-CB-1601101021333							1985472.00				1985472.00	0
194	4502142	Z4-RF-PAYMENT-IB-446198356									0.00		0.00	0
195	4502144	Z4-RF-DEVELOPMENT CHARGES-IB-6583993567									0.00		0.00	0
196	4502146	Z4-WS-RECEIPT-IB-446198334									12742417.00		12742417.00	0
197	4502147	Z4-WS-PAYMENT-IB-446198367									11844360.23		11844360.23	0
198	4502148	Z4-WS-DEPOSIT-IB-6098217950									273707.00		273707.00	0
199	4502149	Z4-WS-UGD-IB-6017140516										2851392.0	0.00	2851392

சேலம் மாநகராட்சி SALEM CITY MUNICIPAL CORPORATION

Trial-Balance

Financial Year : 2024-2025;Fund Name : Water Supply & Drainage Fund;From Date : 01/Apr/2024;To Date : 31/Mar/2025 : CONSOLIDATED

No	Account Code	Account Head Name	MAIN OFFICE		Zone-1 SURAMANGALAM		Z-2 HASTHAMPATTY		Z-3 AMMAPETTAI		Zone-4 KONDALAMPATTY		Overall	
			Debit	Credit	Debit	Credit	Debit	Credit	Debit	Credit	Debit	Credit	Debit	Credit
200	4502156	MAIN-WS-RECEIPT-SBI-10593925550	15634904.64										15634904.64	0
201	4502157	MAIN-WS-PAYMENT-SBI-10593908975	0.0										0.00	0
202	4502158	MAIN-WS-DEPOSIT-SBI-10593921758	1253837.00										1253837.00	0
203	4502159	MAIN-WS-UGD-DEPOSIT-IB-6013541158	6160827.00										6160827.00	0
204	4502162	MAIN-WS-PENSION-HF-SB-62992200015380	137662.63										137662.63	0
205	4502163	Z1-WS-UGD-USER CHARGES-SYB-62932100600594			910.00								910.00	0
206	4502171	Z2-WS-UGD-USERCHA-CB-1225101052785					251780.00						251780.00	0
207	4502185	Z2-WS-PAY-CB-1225101053814					6114.50						6114.50	0
208	4502187	MAIN-WS-PAYMENT-SBI-41306661981	5903842.50										5903842.50	0
209	4502259	MAIN-WS-UGD-PAYMENT-UBI-334102010404681	889805.11										889805.11	0
210	4502501	ONLINE-HDFC-50200018517450	122607951.00										122607951.00	0
211	4504177	MAIN-WS Infra and Amneties SNA-IOB-168101000017410	127310.00										127310.00	0
212	4504178	MAIN-WS I and A Holding Acct - IOB-014901000021754	14962254.00										14962254.00	0
213	4504204	MAIN - AMRUT 2.0 - ICICI - 611905056899	0.0	0.00									0.00	0
214	4504205	MAIN - AMRUT 2.0 HOLDING ACCT-ICICI - 611905056903	46352934.90										46352934.90	0
215	4504251	MAIN-WS-DDWS-UBI-334102010405411	510612.01										510612.01	0
216	4504252	MAIN-WS-DDWS-ESCROW-UBI-334102050000001	0.0										0.00	0
217	4506104	RF-SFC-SALEM CORPORATION CHILD ACCT-IB-7579857206	0.00										0.00	0
218	4601001	FESTIVAL ADVANCE	20490.00		240800.00		210700.00		226800.00		446300.00		1145090.00	0
219	4601003	TOUR ADVANCE	4850.00										4850.00	0
220	4601007	MOTORCYCLE ADVANCE	3650.00										3650.00	0
221	4601009	MARRIAGE ADVANCE	14868.00										14868.00	0
222	4604001	ADVANCE TO SUPPLIERS	2598861.00										2598861.00	0
223	4604002	ADVANCE TO CONTRACTORS	221127295.00		181026.00								221308321.00	0
224	4605004	IMMEDIATE RELIEF - ADVANCE	2000.00		25000.00				15000.00		135000.00		177000.00	0

சேலம் மாநகராட்சி SALEM CITY MUNICIPAL CORPORATION

Trial Balance

Financial Year : 2024-2025; Fund Name : Water Supply & Drainage Fund; From Date : 01/Apr/2024; To Date : 31/Mar/2025 : CONSOLIDATED

No	Account Code	Account Head Name	MAIN OFFICE		Zone-1 SURAMANGALAM		Z-2 HASTHAMPATTY		Z-3 AMMAPETTAI		Zone-4 KONDALAMPATTY		Overall	
			Debit	Credit	Debit	Credit	Debit	Credit	Debit	Credit	Debit	Credit	Debit	Credit
225	4605010	Advance Recoverable Expenses	69140.00										69140.00	0
226	4605011	GENERAL IMPREST ACCOUNT	1800.00										1800.00	0
227	4606001	DEPOSITS - RECOVERABLE:	3029081.00		40730.00		38880.00		1611205.00		8330.00		4728226.00	0
3	4608001	TDS ON INTEREST ON CCD BY TNEB - RECEIVABLES	50847.00										50847.00	0
229	4701001	ADVANCE TO TWAD BOARD/ METRO WATER BOARD	276279850.00										276279850.00	0
230	4702002	PAYABLE TO ELEMENTARY EDUCATION FUND	0.0	1965884.00					66940.00				0.00	2032824
1	4702003	PAYABLE TO GENERAL FUND	0.0	5666001432.00		201947736.42		37396438.00		183568457.00		499737127.00	0.00	6588651190
232	4702004	RECEIVABLE FROM WATER SUPPLY FUND	0.0	0.0						5500.00			0.00	5500
233	4702005	RECEIVABLE FROM ELEMENTARY EDUCATION FUND	0.0	0.0				37248.00				35800.00	0.00	73048
4	4702006	RECEIVABLE FROM GENERAL FUND	164000000.00	0.0	918573043.48		797148120.28		90711383.94		548670626.24		2519103173.94	0
235	4702007	INTER ZONAL TRANSFER ACCOUNT		1883998344.53	431289439.00		533453961.00		269636533.00		330723091.00		1565103024.00	1883998344
			14381332753.53	14381332753.53	1770256029.55	1770256029.55	1974245918.78	1974245918.78	594532622.21	594532622.21	1267108560.89	1267108560.89	19987472884.96	19987472884

Inspector
INSPECTOR
 Local Fund Audit Dept,
 O/o The Deputy Director
 Salem Corporation Audit, Salem.

Asst. Commissioner (Accounts)
 Salem Corporation
 10/2/26

சேலம் மாநகராட்சி SALEM CITY MUNICIPAL CORPORATION

INCOME & EXPENDITURE

Financial Year : 2024-2025; Fund Name : Water Supply & Drainage Fund; From Date : 01/Apr/2024; To Date : 31/Mar/2025 : CONSOLIDATED

S. No	Account Code	Account Head Name	
		INCOME	
1	1100201	Water Supply and Drainage Tax - Residential	116234273.74
2	1100202	Water Supply and Drainage Tax - Commercial	297607602.52
3	1100203	Water Supply and Drainage Tax - Industrial	9960906.90
4	1100204	Water Supply and Drainage Tax - Vacant Sites	8268538.88
5	1101001	PROFESSIONAL TAX	0.00
6	1401301	COPY APPLICATION FEES	177321.00
7	1402001	Penalty & Bank Charges For Dishonoured Cheques	13820.00
8	1405002	UGD MONTHLY CHARGES	12978390.00
9	1405004	METERED/ TAP RATE WATER CHARGES	250695609.00
10	1405005	Water Charges - Water Supply Through Lorry	6700.00
11	1407001	Road Cutting Restoration Charge	5994671.00
12	1407002	Initial Amount for New Water Supply Connections	18562563.00
13	1407003	INITIAL AMOUNT FOR DRAINAGE CONNECTIONS	36013142.00
14	1407004	Water Connection Charges	52438.00
15	1407005	Under Ground Sewerage Connection Charges	1050.00
16	1407006	WATER SUPPLY DISCONNECTION CHARGES	500.00
17	1407014	Water Supply Inspection Charges	3893059.00
18	1407015	Sewerage Inspection Charges	12057.00
19	1407021	Internal Plumbing Charges	68501.00
20	1407022	Water Supply - Internal Plumbing Charges	0.00
21	1408003	Misc. Recoveries	181091.00
22	1501101	SALE OF TENDER FORMS/OTHER PUBLICATIONS	40200.00
23	1701001	INTEREST ON INVESTMENTS / FIXED DEPOSITS	3265358.00
24	1711001	INTEREST FROM BANK	1604341.00
25	1808001	OTHER INCOME	33646.00
			765665779.04

செலவுப் பிரிவுகள் அட்டவணை மூலக்கூறு, நகராட்சி, மதுரை
INCOME & EXPENDITURE

Financial Year : 2024-2025; Fund Name : Water Supply & Drainage Fund; From Date : 01/Apr/2024; To Date : 31/Mar/2025 : CONSOLIDATED

S. No	Account Code	Account Head Name	
		EXPENDITURE	INCOME
1	2101001	PAY	79897521.00
2	2101004	DEARNESS ALLOWANCE	43561354.00
3	2101005	HOUSE RENT ALLOWANCE	5220112.00
4	2101006	CITY COMP. ALLOWANCE	904211.00
5	2101007	MEDICAL ALLOWANCE	735139.00
6	2101008	OTHER ALLOWANCE	34526.00
7	2101010	WAGES - OTHERS	1152190.00
8	2101011	BONUS	459500.00
9	2102014	GROUP INSURANCE SCHEME - MANAGEMENT CONTRIBUTION	165360.00
10	2102015	CPF MANAGEMENT CONTRIBUTION	3837878.00
11	2102019	CONVEYANCE ALLOWANCE	99080.00
12	2102020	WASHING ALLOWANCE	120.00
13	2103001	PENSIONS	30825610.00
14	2103002	FAMILY PENSION	1577197.00
15	2104002	DEATH-CUM-RETIREMENT GRATUITY	862983.00
16	2201101	ELECTRICITY CONSUMPTION CHARGES FOR OFFICE BUILDINGS	418883740.00
17	2201201	TELEPHONE CHARGES	30942.00
18	2205104	LEGAL & ARBITRATION EXPENSES	1553333.00
19	2205202	ENGINEERING CONSULTANCY	49787151.00
20	2206001	ADVERTISEMENT CHARGES	561872.00
21	2208003	OTHER EXPENSE	1548958.00
22	2301001	POWER CHARGES FOR SEWERAGE SYSTEM/ PUMPING STATION	4735201.00
23	2303002	DIESEL	525330.00
24	2304003	HIRE CHARGES FOR VEHICLES	3508419.00
25	2305009	MAINTENANCE EXPENSES - WATER SUPPLY	138150041.00
26	2305010	MAINTENANCE EXPENSES - SEWERAGE WORKS	5319261.00
27	2305011	MAINTENANCE CHARGES TO TWAD BOARD/ METRO WATER BOARD	19824.00
28	2305012	WATER CESS TO TNPCB	884520.00
29	2305013	RESTORATION OF ROAD CUTS	33631540.00
30	2305902	REPAIRS AND MAINTENANCE - INSTRUMENTS, PLANT & MACHIN	3887552.00
31	2308003	REMOVAL OF DEBRIS	877740.00
32	2308015	TESTING & INSPECTION CHARGES	42480.00
33	2403001	INTEREST ON LOANS FROM TNUFDICO	43551186.00
34	2407001	BANK CHARGES	87873.14
35	2701001	PROVISION FOR DOUBTFUL COLLECTION OF REVENUE ITEMS -	103612384.96

சென்னை மாநகராட்சி சலுகை நகராட்சி, சலுகை நகராட்சி, சலுகை நகராட்சி
 INCOME & EXPENDITURE

Financial Year : 2024-2025; Fund Name : Water Supply & Drainage Fund; From Date : 01/Apr/2024; To Date : 31/Mar/2025 : CONSOLIDATED

S. No	Account Code	Account Head Name	INCOME
36	2722001	DEPRECIATION - BUILDINGS	700792.00
37	2723001	DEPRECIATION - ROADS & BRIDGES	267386.00
38	2723101	DEPRECIATION - SEWERAGE AND DRAINAGE	40700785.00
39	2723201	DEPRECIATION - WATERWAYS	69464435.00
40	2724001	DEPRECIATION - PLANT & MACHINERY	1677092.00
41	2725001	DEPRECIATION - VEHICLES	281603.00
42	2727001	DEPRECIATION - FURNITURE, FIXTURES, FITTINGS AND ELECTR	4492288.00
43	2728001	DEPRECIATION - OTHER FIXED ASSETS	113386.00
44	2801001	Taxes	-6804738.00
45	2802001	Other - Revenues	-3473.00
46	2804001	PRIOR YEAR INCOME	-6751132.46
47	2808001	PRIOR YEAR EXPENSES	971710.00
TOTAL			(1024882262.64)
EXPENDITURE OVER INCOME			-259216483.60

சென்னை மாநகராட்சி
INSPECTOR
 Local Fund Audit Dept,
 O/o The Deputy Director
 Salem Corporation Audit, Salem.

சென்னை மாநகராட்சி
 Asst. Commissioner (Accounts)
 Salem Corporation



சேலம் மாநகராட்சி SALEM CITY MUNICIPAL CORPORATION
BALANCE SHEET

Water Supply & Drainage Fund; From Date : 01/Apr/2024; To Date : 31/Mar/2025 : CONSOLIDATED

S. No	Account Code	Account Head Name	LIABILITIES		Overall
1	3109001	ACCUMULATED SURPLUS / DEFICIT			-4906631589.35
2	3111001	CONTRIBUTION FROM MUNICIPAL FUND	0.00		1173855598.00
3	3202002	SCHEME GRANTS- SCHEME(COST CENTRE)CODE	0.00		92483348.00
4	3203001	CONTRIBUTIONS FROM THE GOVERNMENT	0.00		3628401595.00
5	3203002	GRANTS FROM THE GOVERNMENT	0.00		488615800.00
6	3206001	GRANTS FOR SPECIFIC PURPOSE	0.00		1875000.00
7	3208001	Contributions From Private Parties	0.00		55673305.00
8	3303004	LOAN FROM TNUIFSL	0.00		760426991.00
9	3401001	Tender Deposit - Contractors.	0.00		108203554.00
10	3401002	TENDER DEPOSIT- SUPPLIERS	0.00		2222993.00
11	3401003	SECURITY DEPOSIT - CONTRACTORS	0.00		16388094.00
12	3401004	RETENTION AMOUNT	0.00		26206596.00
13	3402001	Security Deposit - Lease	0.00		0.00
14	3408001	DEPOSITS - OTHERS	0.00		40489956.00
15	3501003	ACCOUNTS PAYABLE - CONTRACTORS	0.00		429263493.00
16	3501004	ACCOUNTS PAYABLE - SUPPLIERS	0.00		13482932.00
17	3501005	ACCOUNTS PAYABLE EXPENSES	0.00		1113453291.00
18	3501008	OTHERS PAYABLE	0.00		46424752.00
19	3501009	WATE SUPPLY MAINTENANCE - PAYABLE TO TWAD BOARD./METRO WATER BOARD	0.00		5000000.00
20	3501012	WS Scheme - Payable to Contractors	0.00		0.00
21	3501101	SALARIES & WAGES PAYABLE	0.00		12448426.00
22	3501102	PENSION PAYABLE	0.00		6033093.00
23	3501103	PENSION & LEAVE SALARY CONTRIBUTIONS PAYABLE	0.00		2351551.00
24	3501104	GROUP INSURANCE SCHEME - MANAGEMENT CONTRIBUTION.PAYABLE	0.00		2371145.00
25	3502001	PROVIDENT FUND RECOVERIES	0.00		27944692.00
26	3502002	CO-OPERATIVE SOCIETY LOAN RECOVERIES	0.00		16242309.00
27	3502003	RD RECOVERIES	0.00		15560.00
28	3502004	L.I.C. POLICES PREMIUM RECOVERIES	0.00		13091.00
29	3502005	SPECIAL PROVIDENT FUND-CUM- GRATUITY SCHEME -RECOVERIES	0.00		1871040.00
30	3502006	F.B.F. / GROUP INSURANCE SCHEME RECOVERIES	0.00		3090352.00
31	3502008	DEPUTATIONIST RECOVERIES	0.00		5760.00
32	3502009	It Deduction	0.00		426063.00
33	3502010	RECOVERIES TOWARDS LOANS FROM BANKS	0.00		2000.00
34	3502011	COURT RECOVERIES	0.00		4915.00
35	3502012	H.B.A.SPECIAL F.B.F. SUBSCRIPTION	0.00		40310.00
36	3502013	INCOME TAX DEDUCTIONS - CONTRACTORS	0.00		12145977.00
37	3502014	OTHER RECOVERIES	0.00		86758249.00

சென்னை மாநகராட்சி
SALEM CITY MUNICIPAL CORPORATION
BALANCE SHEET
Water Supply & Drainage Fund; From Date : 01/Apr/2024; To Date : 31/Mar/2025 : CONSOLIDATED

S. No	Account Code	Account Head Name	LIABILITIES		Overall
38	3502015	VAT - PAYABLE		0.00	1902025.00
39	3502017	SERVICE TAX PAYABLE			-29508.00
40	3502021	CPF SUBSCRIPTION RECOVERIES		0.00	70623030.00
41	3502023	Health Fund Subscription		0.00	13204283.00
42	3502025	Manual Workers Genenral Welfare Fund - LWF		0.00	49989992.00
43	3502029	General Provident Fund Recoveries (GPF)			0.00
44	3502032	CGST - PAYABLE		0.00	4452043.00
45	3502033	SGST - PAYABLE		0.00	4508945.00
46	3502035	One Day Salary Recovery Payable			544485.00
47	3504001	DEPOSIT REFUNDS PAYABLE			0.00
48	3504101	ADVANCE COLLECTION OF PROPERTY TAX		0.00	234808.00
49	3504102	ADVANCE COLLECTION - OTHER REVENUES		0.00	94147.00
50	3603001	PROVISION FOR DOUBTFUL COLLECTION OF REVENUE ITEMS		0.00	395135988.66


 Asst. Commissioner (Accounts)
 Salem Corporation


Salem Municipality
 SALEM CITY MUNICIPAL CORPORATION
 BALANCE SHEET
 Water Supply & Drainage Fund; From Date : 01/Apr/2024; To Date : 31/Mar/2025 : CONSOLIDATED

S. No	Account Code	Account Head Name		Overall
		LIABILITIES	LIABILITIES	
1	4101001	LAND - GROSS BLOCK	85583272.00	0.00
2	4102001	BUILDINGS - GROSS BLOCK	19359415.00	0.00
3	4103001	SUBWAYS AND CAUSEWAYS - GROSS BLOCK	1.00	0.00
4	4103003	ROADS & PAVEMENTS - CONCRETE - GROSS BLOCK	1770374.00	0.00
5	4103004	ROADS & PAVEMENTS - BLACK TOPPED - GROSS BLOCK	2707637.00	0.00
6	4103005	ROADS & PAVEMENTS - OTHERS - GROSS BLOCK	1.00	0.00
7	4103101	STORM WATER DRAINS, OPEN DRAINS AND CULVERTS - GROSS BLOCK	22699592.00	0.00
8	4103102	DRAINAGE AND SEWERAGE PIPES, CONDUITS, CHANNELS ETC. - GROSS BLOCK	770429253.00	0.00
9	4103201	WATER SUPPLY - HEAD WORKS, OHT ETC. AND WATER SUPPLY MAINS - GROSS BLOCK	1148202858.00	0.00
10	4103202	GROUND WATER WELLS/ DEEP BORE WELLS - GROSS BLOCK	296838962.00	0.00
11	4104001	PLANT AND MACHINERIES - GROSS BLOCK	1.00	0.00
12	4104002	TOOLS & PLANT - GROSS BLOCK	14561393.00	0.00
13	4104003	HAND PUMPS - INDIAN MARK II - GROSS BLOCK	994787.00	0.00
14	4105001	HEAVY VEHICLES - GROSS BLOCK	6623822.00	0.00
15	4105002	LIGHT VEHICLES - GROSS BLOCK	192966.00	0.00
16	4107001	FURNITURE FIXTURES AND FITTINGS - GROSS BLOCK	579885.00	0.00
17	4107002	ELECTRICAL INSTALLATIONS - LAMPS / TUBE LIGHT FITTINGS - GROSS BLOCK	7182824.00	0.00
18	4107003	ELECTRICAL INSTALLATIONS - OTHERS - GROSS BLOCK	23272162.00	0.00
19	4108001	PUBLIC FOUNTAINS - GROSS BLOCK	3737738.00	0.00
20	4112001	BUILDINGS - ACCUMULATED DEPRECIATION	0.00	7977590.00
21	4113003	ROADS & PAVEMENTS - CONCRETE - ACCUMULATED DEPRECIATION	0.00	1620836.00
22	4113004	ROADS & PAVEMENTS - BLACK TOPPED - ACCUMULATED DEPRECIATION	0.00	2701482.00
23	4113101	STORM WATER DRAINS, OPEN DRAINS AND CULVERTS - ACCUMULATED DEPRECIATION	0.00	20243995.00
24	4113102	DRAINAGE SEWERAGE PIPES, CONDUITS ETC. - ACCUMULATED DEPRECIATION	0.00	252833315.00
25	4113201	HEAD WORKS, OHT ETC. WATER SUPPLY MAINS - ACCUMULATED DEPRECIATION	0.00	453214372.00
26	4113202	GROUND WATER WELLS/ DEEP BORE WELLS - ACCUMULATED DEPRECIATION	0.00	234668165.00
27	4114002	TOOLS & PLANT - ACCUMULATED DEPRECIATION	0.00	10157342.00
28	4114003	HAND PUMPS - INDIAN MARK (II) - ACCUMULATED DEPRECIATION	0.00	443768.00
29	4115001	HEAVY VEHICLES - ACCUMULATED DEPRECIATION	0.00	5818765.00

Salem City Municipal Corporation
 Balance Sheet
 Water Supply & Drainage Fund; From Date : 01/Apr/2024; To Date : 31/Mar/2025 : CONSOLIDATED

S. No	Account Code	Account Head Name		Overall
		LIABILITIES		
30	4115002	LIGHT VEHICLES - ACCUMULATED DEPRECIATION	0.00	192355.00
31	4117001	FURNITURE, FIXTURES & FITTINGS - ACCUMULATED DEPRECIATIONS	0.00	536823.00
32	4117002	ELECTRICAL INSTALLATIONS - LAMPS & TUBE LIGHTS FITTINGS - ACCUMULATED DEPRECIATION	0.00	6537560.00
33	4117003	ELECTRICAL INSTALLATIONS - OTHERS - ACCUMULATED DEPRECIATION	0.00	13633250.00
34	4118001	PUBLIC FOUNTAINS - ACCUMULATED DEPRECIATION	0.00	3599156.00
35	4121001	PROJECTS - IN - PROGRESS ACCOUNT	4034432730.00	0.00
36	4208001	FIXED DEPOSIT	210614600.00	0.00
37	4301001	STORES - ENGINEERING	6426672.00	0.00
38	4301004	STORES - WATER SUPPLY	17493100.00	0.00
39	4311903	PROFESSION TAX - RECOVERABLE - CURRENT	0.00	0.00
40	4311907	Water Supply and Drainage Tax - Recoverable - Residential - Current	24261662.20	0.00
41	4311908	Water Supply and Drainage Tax - Recoverable - Commercial - Current	119829605.10	0.00
42	4311909	Water Supply and Drainage Tax - Recoverable - Industrial - Current	4936777.64	0.00
43	4311910	Water Supply and Drainage Tax - Recoverable - Vacant Sites - Current	5545609.44	0.00
44	4311912	Water Supply and Drainage Tax - Recoverable - Residential - Arrears	38246032.20	0.00
45	4311913	Water Supply and Drainage Tax - Recoverable - Commercial - Arrears	68506030.50	0.00
46	4311914	Water Supply and Drainage Tax - Recoverable - Industrial - Arrears	1011642.46	0.00
47	4311915	Water Supply and Drainage Tax - Recoverable - Vacant Sites - Arrears	17166790.66	0.00
48	4313003	WATER CHARGES RECOVERABLE - CURRENT	87800422.00	0.00
49	4313004	WATER CHARGES RECOVERABLE - ARREARS	171948616.00	0.00
50	4313005	UGD MONTHLY CHARGES RECOVERABLE - CURRENT	12906525.00	0.00
51	4313006	UGD MONTHLY CHARGES RECOVERABLE - ARREARS	18205805.00	0.00
52	4314033	INTEREST ACCRUED ON FIXED DEPOSIT/ DIVIDEND	700953.00	0.00
53	4314037	DUE ON SHARES	22328142.00	0.00
54	4314038	MATERIALS COST RECOVERABLE A/C - CONTRACTORS	0.00	0.00
55	4314040	Supply Of Office Materials	0.00	0.00
56	4501001	Misc. Recovery	0.00	0.00
57	4502001	Cash Account	1120089.00	0.00
58	4502112	Cheque Account	0.00	0.00
59	4502116	Z1-RF-PAYMENT-SB-62932200090290	0.00	0.00
60	4502117	Z1-WS-RECEIPTS-SB-62932010010630	16200857.68	0.00
61	4502118	Z1-WS-PAYMENT-SB-62932200090306	17531863.03	0.00
62	4502119	Z1-WS-DEPOSIT-SB-62932010032421	802561.91	0.00
63	4502126	Z1-WS-UGD-SB-62932010008780	487726.48	0.00
		Z2-WS-RECEIPT-CB-1225101032843	10303690.50	0.00



செலவு மாதிரி
SALEM CITY MUNICIPAL CORPORATION
BALANCE SHEET

Water Supply & Drainage Fund; From Date : 01/Apr/2024; To Date : 31/Marr/2025 : CONSOLIDATED

S. No	Account Code	Account Head Name	Overall	
			LIABILITIES	
64	4502128	Z2-WS-DEPOSIT-CB-1225101044676	5666493.00	0.00
65	4502129	Z2-WS-UGD-CB-1225101043804	4127925.00	0.00
66	4502132	Z3-RF-PAYMENT-CB-1601101018551	0.00	0.00
67	4502135	Z3-WS-UGD-USER CHARGES-CB-1601101032975	310996.00	0.00
68	4502136	Z3-WS-RECEIPT-CB-1601101018552	3336411.00	0.00
69	4502137	Z3-WS-PAYMENT-CB-1601101018554	661071.00	0.00
70	4502138	Z3-WS-DEPOSIT-CB-1601101025183	463108.00	0.00
71	4502139	Z3-WS-UGD-CB-1601101021333	1985472.00	0.00
72	4502142	Z4-RF-PAYMENT-IB-446198356	0.00	0.00
73	4502144	Z4-RF-DEVELOPMENT CHARGES-IB-6583993567	0.00	0.00
74	4502146	Z4-WS-RECEIPT-IB-446198334	12742417.00	0.00
75	4502147	Z4-WS-PAYMENT-IB-446198367	11844360.23	0.00
76	4502148	Z4-WS-DEPOSIT-IB-6098217950	273707.00	0.00
77	4502149	Z4-WS-UGD-IB-6017140516	0.00	2851392.00
78	4502156	MAIN-WS-RECEIPT-SBI-10593925550	15634904.64	0.00
79	4502157	MAIN-WS-PAYMENT-SBI-10593921758	0.00	0.00
80	4502158	MAIN-WS-DEPOSIT-SBI-10593921758	1253837.00	0.00
81	4502159	MAIN-WS-UGD-DEPOSIT-IB-6013541158	6160827.00	0.00
82	4502162	MAIN-WS-PENSION-HF-SB-62992200015380	137862.63	0.00
83	4502163	Z1-WS-UGD-USER CHARGES-SYB-62932100600594	910.00	0.00
84	4502171	Z2-WS-UGD-USERCHA-CB-1225101052785	251780.00	0.00
85	4502185	Z2-WS-PAY-CB-1225101053814	6114.50	0.00
86	4502187	MAIN-WS-PAYMENT-SBI-41306661981	5903842.50	0.00
87	4502259	MAIN-WS-UGD-PAYMENT-UBI-334102010404681	889805.11	0.00
88	4502501	ONLINE-HDFC-50200018517450	122607951.00	0.00
89	4504177	MAIN-WS Infra and Ammeties SNA-IOB-168101000017410	127310.00	0.00
90	4504178	MAIN-WS I and A Holding Acct - IOB-014901000021754	14962254.00	0.00
91	4504204	MAIN - AMRUT 2.0 - ICICI - 611905056899	0.00	0.00
92	4504205	MAIN - AMRUT 2.0 HOLDING ACCT-ICICI - 611905056903	46352934.90	0.00
93	4504251	MAIN-WS-DDWS-UBI-334102010405411	510612.01	0.00
94	4504252	MAIN--WS-DDWS-ESCROW-UBI-334102050000001	0.00	0.00
95	4506104	RF-SFC-SALEM CORPORATION CHILD ACCT-IB-7529852206	0.00	0.00
96	4601001	FESTIVAL ADVANCE	1145090.00	0.00
97	4601003	TOUR ADVANCE	4850.00	0.00
98	4601007	MOTORCYCLE ADVANCE	3650.00	0.00
99	4601009	MARRIAGE ADVANCE	14868.00	0.00
100	4604001	ADVANCE TO SUPPLIERS	2598861.00	0.00
101	4604002	ADVANCE TO CONTRACTORS	221308321.00	0.00

Salem City Municipal Corporation
 Water Supply & Drainage Fund; From Date : 01/Apr/2024; To Date : 31/Mar/2025 : CONSOLIDATED
 BALANCE SHEET


S. No	Account Code	Account Head Name	LIABILITIES		Overall
102	4605004	IMMEDIATE RELIEF - ADVANCE	177000.00		0.00
103	4605010	Advance Recoverable Expenses	69140.00		0.00
104	4605011	GENERAL IMPREST ACCOUNT	1800.00		0.00
105	4606001	DEPOSITS - RECOVERABLE:	4728226.00		0.00
106	4608001	TDS ON INTEREST ON CCD BY TNEB - RECEIVABLES	50847.00		0.00
107	4701001	ADVANCE TO TWAD BOARD/ METRO WATER BOARD	276279850.00		0.00
108	4702002	PAYABLE TO ELEMENTARY EDUCATION FUND	0.00	2032824.00	
109	4702003	PAYABLE TO GENERAL FUND	0.00	6588651190.42	
110	4702004	RECEIVABLE FROM WATER SUPPLY FUND	0.00	5500.00	
111	4702005	RECEIVABLE FROM ELEMENTARY EDUCATION FUND	0.00	73048.00	
112	4702006	RECEIVABLE FROM GENERAL FUND	2519103173.94		0.00
113	4702007	INTER ZONAL TRANSFER ACCOUNT	0.00	318895320.53	
			10595243529.26		10595243529.26


 Asst. Commissioner (Accounts)
 Salem Corporation


சேலம் மாநகராட்சி
SALEM CITY MUNICIPAL CORPORATION
BALANCE SHEET

Water Supply & Drainage Fund; From Date : 01/Apr/2024; To Date : 31/Mar/2025 : CONSOLIDATED

S. No	Account Code	Account Head Name	Overall
		LIABILITIES	
Code No	Description of items	Current Year Amount(₹)	
Liabilities			
310	Municipal (General) Fund	-4906631589.35	
311	Earmarked Funds	117385598.00	
320	Grants , Contribution for specific purposes	4183814048.00	
330	Secured Loans	760426991.00	
340	Deposits Received	193511193.00	
350	Other Liabilities	1924913251.00	
360	Provisions	395135988.66	
		2668555480.31	
Assets			
410	Fixed Assets	2404736943.00	
411	Accumulated Depreciation	-1014178774.00	
412	Capital Work - in - progress	4034432730.00	
420	Fixed Deposit	210614600.00	
430	Stock - in- hand	23919772.00	
431	Sundry Debtors (Receivables)	593394613.20	
450	Cash and Bank balance	299807802.12	
460	Loans, Advances and Deposits	230102653.00	
470	Other Assets	-4114274859.01	
		2668555480.31	


 Asst. Commissioner (Accounts)
 Salem Corporation
 10/01/2026

SALEM CITY MUNICIPAL CORPORATION
ACCUMULATED SURPLUS
 CODE 3109001

Receipt	765665779.04
Expenditure	1098229896.10
Surplus	-332564117.06

ACCUMULATED SURPLUS 3109001

As per Ledger CB (Opening Balance)	3109001	-4647415105.75
ADD: Taxes	2801001	6804738.00
	2802001	3473.00
ADD: Prior Year Income	2804001	67511132.46
		-4573095762.29
LESS: Prior Year Expenditure	2808001	971710.00
ADD: Current Year Net Surplus		-332564117.06
Net Surplus (Current Year)	3109002	-259216483.60
ACCUMULATED DEFICIT	3109001	-4906631589.35
		-4906631589.35
		0.00

SALEM CITY MUNICIPAL CORPORATION
 WATER SUPPLY & DRAINAGE FUND
 Code 1088 - PRIOR YEAR INCOME

Sl. No	Code	Particulars	Amount
1	2801001	Taxes	6804738.00
2	2802001		3473.00
2	2804001	Prior Year Income	67511132.46
			74319343.46

SALEM CITY MUNICIPAL COPORATION
 ELEMENTARY EDUCATION FUND
 Code 2041/2808001 - PRIOR YEAR EXPENDITURE

Sl. No	Code	Particulars	Amount
1	2808001	Prior Year Expenditure	971710.00
			971710.00

Approved
 13/02/2026

SALEM CITY MUNICIPAL CORPORATION - WS
ACCUMULATED SURPLUS
Account Code - 3109001

<u>WS</u>	<u>MO</u>	<u>Z1</u>	<u>Z2</u>	<u>Z3</u>	<u>Z4</u>	<u>Over all Salem Corporation</u>
Receipt	19826724	189244798.8	262846517.5	135826210.4	157921528.4	765665779
Expenditure	331810081.1	206143881.6	309650090.7	93640080.81	156985761.8	1098229896
Surplus	-311983357.1	-16899082.83	-46803573.24	42186129.59	935766.56	-332564117.1
As per Ledger CB (Opening Balance)	-6727888213.60	586939760.23	1154472614.00	52946375.41	286114358.21	-4647415105.75
ADD: Prior Year Income	0	32727318.54	16393625.59	12817790.01	5572398.32	67511132.46
ADD: Taxes	0	2108398.00	2319912.00	991072.00	1388829.00	6808211.00
TOTAL	-6727888213.60	621775476.77	1173186151.59	66755237.42	293075585.53	-4573095762.29
LESS: Prior Year Expenditure	5388.00	245060.00	721262.00	0	0	971710.00
ADD: Current Year Net Surplus	-311983357.1	-16899082.83	-46803573.24	42186129.59	935766.56	-332564117.06
ACCUMULATED DEFICIT	-7039876958.74	604631333.94	1125661316.35	108941367.01	294011352.09	-4906634589.35

09/12/26
INSPECTOR
 Local Fund Audit Dept,
 O/o The Deputy Director
 Salem Corporation Audit, Salem.

10/12/26
 Asst. Commissioner (Accounts)
 Salem Corporation

SALEM CITY MUNICIPAL CORPORATION

WATER SUPPLY & DRAINAGE FUND

SCHEDULE FOR - CONTRIBUTION FROM THE GOVERNMENT - A/C CODE 3203001

Account Code	Account Head	Opening Balance 01.04.23	Grant taken into account during the year	Total	Payment during this year	Closing Balance
3203001	CONTRIBUTION FROM THE GOVT.	3628401595	0	3628401595	0	3628401595
		3628401595	0	3628401595	0	3628401595

Accountant
INSPECTOR
 Local Fund Audit Dept,
 O/o The Deputy Director
 Salem Corporation Audit, Salem.

R
 Asst. Commissioner (Accounts)
 Salem Corporation
10/12/23

SALEM CITY MUNICIPAL CORPORATION
 WATER SUPPLY & DRAINAGE FUND
 SCHEDULE FOR - TENDER DEPOSIT CONTRACTORS - A/C CODE 3401001

Account Code	Account Head	ZONE - DETAILS	Opening Balance 01.04.24	Received During this year	Total	Refund During this year	Taken to 3401001 Deposit	Closing Balance
3401001	TENDER DEPOSIT CONTRACTORS	MAIN OFFICE	126049952.00	375181	126425133		20229908	106195225
		ZONE I -	665483		665483	218781		446702
		ZONE II -	389620	0	389620	0		389620
		ZONE III - AMMAPETTAI	72707	92380	165087	21581		143506
		ZONE IV -	931471	98530	1030001	1500		1028501
			128109233	566091	128675324	241862	20229908	108203554

SALEM CITY MUNICIPAL CORPORATION
 WATER SUPPLY & DRAINAGE FUND
 SCHEDULE FOR - TENDER DEPOSIT SUPPLIERS - A/C CODE 3401002

Account Code	Account Head	ZONE - DETAILS	Opening Balance	Received During this	Total	Refund During this	Taken to	Closing Balance
3401002	TENDER DEPOSIT SUPPLIERS	MAIN OFFICE	1998901	104000	2102901	0		2102901
		ZONE I -	0	80092	80092	0		80092
		ZONE II -	0	40000	40000			40000
		ZONE III - AMMAPETTAI		0	0	0		0
		ZONE IV -		0	0			0
			1998901	224092	2222993	0	0	2222993

Coron / w / a / m / a / s
INSPECTOR
 Local Fund Audit Dept,
 O/o The Deputy Director
 Salem Corporation Audit, Salem.

15/11/24
 Asst. Commissioner (Accounts)
 Salem Corporation
16/12/24

SCHEDULE - 22

SALEM CITY MUNICIPAL CORPORATION
 WATER SUPPLY & DRAINAGE FUND
 SCHEDULE FOR - SECURITY DEPOSIT CONTRACTOR - A/C CODE 3401003

Account Code	Account Head	ZONE - DETAILS	Opening Balance 01.04.24	Received During this year	Total	Refund During this year	Taken to 3401001 Deposit	Closing Balance
3401003	SECURITY DEPOSIT CONTRACTOR	MAIN OFFICE	2951764	13286870	16238634	12900		16225734
		ZONE I -	11880		11880			11880
		ZONE II -	0	681360	681360	644460		36900
		ZONE III - AMMAPETTAI	0	583245	583245	583245		0
		ZONE IV -	123030	241224	364254	250674		113580
			3086674	14792699	17879373	1491279	0	16388094

SALEM CITY MUNICIPAL CORPORATION
 WATER SUPPLY & DRAINAGE FUND
 SCHEDULE FOR - RETENTION AMOUNT - A/C CODE 3401004

Account Code	Account Head	ZONE - DETAILS	Opening Balance 01.04.24	Received During this year	Total	Refund During this year	Taken to 3401001 Deposit	Closing Balance
3401004	RETENTION AMOUNT	MAIN OFFICE	-801528	21507198	20705670	692221		20013449
		ZONE I -	0	228181	228181	0		228181
		ZONE II -	0	6036798	6036798	6011478		25320
		ZONE III - AMMAPETTAI	0	2778968	2778968	2778968		0
		ZONE IV -	0	12147223	12147223	6207577		5939646
			-801528	42698368	41896840	15690244	0	26206596

INSPECTOR
 Local Fund Audit Dept,
 O/o The Deputy Director
 Salem Corporation Audit, Salem.

Asst. Commissioner (Accounts)
 Salem Corporation
 10/12/2020

SALEM CITY MUNICIPAL CORPORATION
 WATER SUPPLY & DRAINAGE FUND
 SCHEDULE FOR - DEPOSIT - OTHERS - A/C CODE 3408001

Account Code	Account Head	ZONE - DETAILS	Opening Balance 01.04.24	Received During this year	Total	Refund During this year	Taken to 3401001 Deposit	Closing Balance
3408001	DEPOSIT OTHERS	MAIN OFFICE	40430725		40430725			40430725
		ZONE I -	27000	0	27000	0		27000
		ZONE II -	14731	0	14731			14731
		ZONE III - AMMAPETTAI		10000	10000	0		10000
		ZONE IV -	7500		7500			7500
			40479956	10000	40489956	0	0	40489956

22/09/2024
INSPECTOR
 Local Fund Audit Dept,
 O/o The Deputy Director
 Salem Corporation Audit, Salem.

22/09/24
 Asst. Commissioner (Accounts)
 Salem Corporation

8
 10/12/24

SALEM CITY MUNICIPAL CORPORATION
REVENUE & CAPITAL FUND
SCHEDULE FOR - PROVIDENT FUND RECOVERIES - A/C CODE 3502001

Account Code	Account Head	ZONE - DETAILS	Opening Balance 01.04.23	Received During this year	Total	Refund During this year	Taken to 3401001 Deposit	Closing Balance
3502001	PROVIDENT FUND	MAIN OFFICE	11113522		11113522			11113522
		ZONE I - SURAMANGALAM	1848900	476700	2325600	246200		2079400
		ZONE II - HASTHAMPATTY	961150	217800	1178950	79200		1099750
		ZONE III - AMMAPETTAI	10931982	2066893	12998875	923475		12075400
		ZONE IV - KODALAMPATTY	1238420	490180	1728600	151980		1576620
			26093974	3251573	29345547	1400855	0	27944692

10/12/2023
INSPECTOR
 Local Fund Audit Dept,
 O/o The Deputy Director
 Salem Corporation Audit, Salem.

10/12/23
 Asst. Commissioner (Accounts)
 Salem Corporation
8
10/12/23

SALEM CITY MUNICIPAL CORPORATION

WATER SUPPLY & DRAINAGE FUND

STATEMENT FOR ADVANCE TO CONTRACTOR - A/C CODE 4604002

Account Code	Account Head	ZONE - DETAILS	Opening Balance 01.04.24	Payment during this year	Total	Received During this year	Closing Balance
4604002	ADVANCE TO CONTRACTOR	MAIN OFFICE	27353861.00	193773434	221127295	0	221127295
		ZONE I - SURAMANGALAM	181026	0	181026	0	181026
		ZONE II - HASTHAMPATTY	0	0	0	0	0
		ZONE III - AMMAPETTAI	0	0	0	0	0
		ZONE IV - KODALAMPATTY	0	0	0	0	0
			27534887	193773434	221308321	0	221308321


SALEM CITY MUNICIPAL CORPORATION

WATER SUPPLY & DRAINAGE FUND

STATEMENT FOR OTHER ADVANCE RECOVERABLE - A/C CODE 4605010

Account Code	Account Head	ZONE - DETAILS	Opening Balance 01.04.24	Payment during this year	Total	Received During this year	Closing Balance
4605010	Other ADVANCE	MAIN OFFICE	69140		69140	0	69140
		ZONE I - SURAMANGALAM		0	0	0	0
		ZONE II - HASTHAMPATTY		0	0	0	0
		ZONE III - AMMAPETTAI		0	0	0	0
		ZONE IV - KODALAMPATTY		0	0	0	0
			69140	0	69140	0	69140

18/01/2026
INSPECTOR
 Local Fund Audit Dept,
 O/o The Deputy Director
 Salem Corporation Audit, Salem.


 Asst. Commissioner (Accounts)
 Salem Corporation

8
 10/10/26

SALEM CITY MUNICIPAL CORPORATION

WATER SUPPLY & DRAINAGE FUND

STATEMENT FOR FESTIVAL ADVANCE RECOVERABLE - A/C CODE 4601001

Account Code	Account Head	ZONE - DETAILS	Opening Balance 01.04.24	Payment during this year	Total	Received During this year	Closing Balance
4601001	FESTIVAL ADVANCE	MAIN OFFICE	20490	0	20490	0	20490
		ZONE I - SURAMANGALAM	258800	344000	602800	362000	240800
		ZONE II - HASTHAMPATTY	209300	278000	487300	276600	210700
		ZONE III - AMMAPETTAI	431700	678000	1109700	882900	226800
		ZONE IV - KODALAMPATTY	633700	709600	1343300	897000	446300
			1553990	2009600	3563590	2418500	1145090

SALEM CITY MUNICIPAL CORPORATION

WATER SUPPLY & DRAINAGE FUND

SCHEDULE FOR ADVANCE TO SUPPLIERS - A/C CODE 4604001

Account Code	Account Head	ZONE - DETAILS	Opening Balance 01.04.24	Payment during this year	Total	Received During this year	Closing Balance
4604001	ADVANCE TO SUPPLIERS	MAIN OFFICE	2598861.00	0	2598861	0	2598861
		ZONE I - SURAMANGALAM		0	0	0	0
		ZONE II - HASTHAMPATTY		0	0	0	0
		ZONE III - AMMAPETTAI		0	0	0	0
		ZONE IV - KODALAMPATTY		0	0	0	0
			2598861.00	0	2598861.00	0	2598861.00

02/02/2024
INSPECTOR
 Local Fund Audit Dept,
 O/o The Deputy Director
 Salem Corporation Audit, Salem.

R. S. Srinivasan
 Asst. Commissioner (Accounts)
 Salem Corporation

S. Srinivasan
 10/12/2023

SALEM CITY MUNICIPAL CORPORATION
 WATER SUPPLY & DRAINAGE FUND
 SCHEDULE FOR - IMMEDIATE RELIEF ADVANCE - A/C CODE 4605004

Account Code	Account Head	ZONE - DETAILS	Opening Balance 01.04.24	Payment during this year	Total	Received During this year	Closing Balance
4605004	IMMEDIATE RELIEF ADVANCE	MAIN OFFICE	2000		2000	0	2000
		ZONE I - SURAMANGALAM	25000		25000		25000
		ZONE II - HASTHAMPATTY	0	0	0	0	0
		ZONE III - AMMAPETTAI	15000		15000		15000
		ZONE IV - KODALAMPATTY	110000	75000	185000	50000	135000
			152000	75000	227000	50000	177000

SALEM CITY MUNICIPAL CORPORATION
 WATER SUPPLY & DRAINAGE FUND
 SCHEDULE FOR - TOUR ADVANCE - A/C CODE 4601003

Account Code	Account Head	ZONE - DETAILS	Opening Balance 01.04.24	Payment during this year	Total	Received During this year	Closing Balance
4601003	TOUR ADVANCE	MAIN OFFICE	4850		4850	0	4850
		ZONE I - SURAMANGALAM			0		0
		ZONE II - HASTHAMPATTY			0	0	0
		ZONE III - AMMAPETTAI			0		0
		ZONE IV - KODALAMPATTY			0		0
			4850	0	4850	0	4850

Inspector
INSPECTOR
 Local Fund Audit Dept,
 O/o The Deputy Director
 Salem Corporation Audit, Salem.

Asst. Commissioner
 Asst. Commissioner (Accounts)
 Salem Corporation
10/12/24

SALEM CITY MUNICIPAL CORPORATION

WATER SUPPLY & DRAINAGE FUND

SCHEDULE FOR - MOTORCYCLE ADVANCE - A/C CODE 4601007

Account Code	Account Head	ZONE - DETAILS	Opening Balance 01.04.24	Payment during this year	Total	Received During this year	Closing Balance
4601007	MOTORCYCLE ADVANCE	MAIN OFFICE	3650		3650	0	3650
		ZONE I - SURAMANGALAM	0		0	0	0
		ZONE II - HASTHAMPATTY	0		0	0	0
		ZONE III - AMMAPETTAI	0		0	0	0
		ZONE IV - KODALAMPATTY	0		0	0	0
			3650	0	3650	0	3650

SALEM CITY MUNICIPAL CORPORATION

WATER SUPPLY & DRAINAGE FUND

SCHEDULE FOR - TOUR ADVANCE - A/C CODE 4601009

Account Code	Account Head	ZONE - DETAILS	Opening Balance 01.04.24	Payment during this year	Total	Received During this year	Closing Balance
4601009	MARRIAGE ADVANCE	MAIN OFFICE	14868	0	14868	0	14868
		ZONE I - SURAMANGALAM	0	0	0	0	0
		ZONE II - HASTHAMPATTY	0	0	0	0	0
		ZONE III - AMMAPETTAI	0	0	0	0	0
		ZONE IV - KODALAMPATTY	0	0	0	0	0
			14868	0	14868	0	14868

20/05/2026
INSPECTOR
 Local Fund Audit Dept,
 O/o The Deputy Director
 Salem Corporation Audit, Salem.

Asst. Commissioner (Accounts)
 Salem Corporation

10/12/26

SALEM CITY MUNICIPAL CORPORATION

WATER SUPPLY & DRAINAGE FUND

SCHEDULE FOR - DEPOSITS - RECOVERABLE - A/C CODE 4606001

Account Code	Account Head	ZONE - DETAILS	Opening Balance 01.04.24	Payment during this year	Total	Received During this year	Closing Balance
4606001	DEPOSITS - RECOVERABLE	MAIN OFFICE	3029081	0	3029081	0	3029081
		ZONE I - SURAMANGALAM	40730	0	40730	0	40730
		ZONE II - HASTHAMPATTY	38880	0	38880	0	38880
		ZONE III - AMMAPETTAI	207010	1404195	1611205	0	1611205
		ZONE IV - KODALAMPATTY	8330	0	8330	0	8330
			3324031	1404195	4728226	0	4728226

SALEM CITY MUNICIPAL CORPORATION

WATER SUPPLY & DRAINAGE FUND

SCHEDULE FOR - DEPOSITS - RECOVERABLE - A/C CODE 4314037

Account Code	Account Head	ZONE - DETAILS	Opening Balance 01.04.24	Payment during this year	Total	Received During this year	Closing Balance
4314037	MATERIALS COST RECOVERABLE A/C - CONTRACTORS	MAIN OFFICE	22328142	0	22328142	0	22328142
		ZONE I - SURAMANGALAM	0	0	0	0	0
		ZONE II - HASTHAMPATTY	0	0	0	0	0
		ZONE III - AMMAPETTAI	0	0	0	0	0
		ZONE IV - KODALAMPATTY	0	0	0	0	0
			22328142	0	22328142	0	22328142

20/12/2026
INSPECTOR

Local Fund Audit Dept,
O/o The Deputy Director
Salem Corporation Audit, Salem.

Asst. Commissioner (Accounts)
Salem Corporation

8/10/2026

SALEM CITY MUNICIPAL CORPORATION

WATER SUPPLY & DRAINAGE FUND

SCHEDULE FOR - ADVANCE TO TWAD BOARD/ METRO WATER BOARD - A/C CODE 4701001

Account Code	Account Head	ZONE - DETAILS	Opening Balance 01.04.24	Payment during this year	Total	Received During this year	Closing Balance
4701001	ADVANCE TO TWAD BOARD/ METRO WATER BOARD	MAIN OFFICE	276279850	0	276279850	0	276279850
		ZONE I - SURAMANGALAM	0	0	0	0	0
		ZONE II - HASTHAMPATTY	0	0	0	0	0
		ZONE III - AMMAPETTAI	0	0	0	0	0
		ZONE IV - KODALAMPATTY	0	0	0	0	0
			276279850	0	276279850	0	276279850

SALEM CITY MUNICIPAL CORPORATION

WATER SUPPLY & DRAINAGE FUND

SCHEDULE FOR - ADVANCE TO TWAD BOARD/ METRO WATER BOARD - A/C CODE 4314038

Account Code	Account Head	ZONE - DETAILS	Opening Balance 01.04.24	Payment during this year	Total	Received During this year	Closing Balance
4314038	Supply Of Office Materials	MAIN OFFICE	-5000	5000	0	0	0
		ZONE I - SURAMANGALAM	0	0	0	0	0
		ZONE II - HASTHAMPATTY	0	0	0	0	0
		ZONE III - AMMAPETTAI	0	0	0	0	0
		ZONE IV - KODALAMPATTY	0	0	0	0	0
			-5000	5000	0	0	0

Com/10/07/2024
INSPECTOR
 Local Fund Audit Dept,
 O/o The Deputy Director
 Salem Corporation Audit, Salem.

R. R. R.
 Asst. Commissioner (Accounts)
 Salem Corporation

8/10/24

SALEM CITY MUNICIPAL CORPORATION

WATER SUPPLY & DRAINAGE FUND

SCHEDULE FOR - Permanent Advance - A/C CODE 4605011

Account Code	Account Head	ZONE - DETAILS	Opening Balance 01.04.24	Payment during this year	Total	Received During this year	Closing Balance
4605011	Permanent Advance	MAIN OFFICE	1800		1800	0	1800
		ZONE I - SURAMANGALAM	0	0	0	0	0
		ZONE II - HASTHAMPATTY	0	0	0	0	0
		ZONE III - AMMAPETTAI	0	0	0	0	0
		ZONE IV - KODALAMPATTY	0	0	0	0	0
			1800	0	1800	0	1800

10/01/2024
INSPECTOR
 Local Fund Audit Dept,
 O/o The Deputy Director
 Salem Corporation Audit, Salem.

R. Srinivas
 Asst. Commissioner (Accounts)
 Salem Corporation

10/01/2024

SALEM CITY MUNICIPAL CORPORATION, SALEM
DEPRECIATION STATEMENT DURING THE YEAR 2024- 2025

S/N	A/C HEAD	WS DETAILS OF ASSET	OPENING			ADDITION DURING THE YEAR			TOTAL ASSET INCLUDING OPENING	RATE	OPENING BALANCE	DEPRECIATION				ACCUMULATED DEPRECIATION 2024-2025
			OPENING AS ON 01.04.24 GB	ACCUMULATED DEPRECIATION AS ON 31.03.24	ASSET NET BLOCK AS ON 01.04.2023	ASSET UPTO 30.09.24	FROM 01.10.2023 TO 31.03.25	TOTAL				UPTO 30.09.24 (100%)	FROM 01.10.24 TO 31.03.25 (50%)	DURING THE YEAR DEPRECIATION	ACCUMULATED DEPRECIATION A/C Code	
1	4101001	Land - GB	85583272.00	0	85583272	0	0	0	85583272	0.0	0	0	0	0	4111001	0
	4102001	Buildings GB	19359415.00	7276798.00	12082617			0	19359415	5.8	700792	0	0	700792	4112001	7977590
3	4103001	SUBWAYS & CAUSEWAYS - GB	1.00		1			0	1		0			0	4113001	0
4	4103003	ROADS & PAVEMENTS - CONCRETE - GROSS BLOCK	1770374.00	1364021.00	406353			0	1770374	63.2	256815			256815	4113003	1620836
	4103004	ROADS & PAVEMENTS - BLACK TOPPED - GROSS BLOCK	2707637.00	2690911.00	16726			0	2707637	63.2	10571			10571	4113004	2701482
5	4103005	ROADS & PAVEMENTS - OTHERS - GROSS BLOCK	1.00		1			0	1		0			0	4113005	0
7	4103101	SWD Open Drains GB	22699592.00	19701305.00	2998287			0	22699592	18.1	542690	0	0	542690	4113101	20243995
8	4103102	Drain, Sewer, Pipes Conduits Acc. Depn	770429253.00	212675009.00	557754244			0	770429253	7.2	40158306	0	0	40158306	4113102	252833315
9	4103201	Head works OHT W. Supply Mains Acc Depn	1148202858.00	399292852.00	748910006			0	1148202858	7.2	53921520	0	0	53921520	4113201	453214372
10	4103202	Ground Water Wells Bore Wells Acc. Depn	296838962.00	219125466.00	77713496			0	296838962	20.0	15542699	0	0	15542699	4113202	234668165
11	4104001	Plant & M/C - GB	1.00		1			0	1	25.9	0	0	0	0	4114001	0
12	4104002	Tools & Plants - GB	14561393.00	8618005.00	5943388			0	14561393	25.9	1539337	0	0	1539337	4114002	10157342
13	4104003	Hand Pumps India Mark II Accum. Depn	994787.00	306013.00	688774			0	994787	20.0	137755	0	0	137755	4114003	443768
14	4105001	Heavy Vehicles - GB	6623822.00	5537375.00	1086447			0	6623822	25.9	281390	0	0	281390	4115001	5818765
15	4105002	Light Vehicles - GB	192966.00	192142.00	824			0	192966	25.9	213	0	0	213	4115002	192355
16	4107001	Furniture Fixtures & Off.Equip.-GB	579885.00	521771.00	58114			0	579885	25.9	15052	0	0	15052	4117001	536823
17	4107002	ELECTRICAL INSTALLATIONS - LAMPS / TUBE LIGHT FITTINGS - GROSS BLOCK	7182824.00	5429390.00	1753434			0	7182824	63.2	1108170	0	0	1108170	4117002	6537560
18	4107003	Elect.Instln Others - GB	23272162.00	10264184.00	13007978	0		0	23272162	25.9	3369066	0	0	3369066	4117003	13633250
19	4108001	Public Fountains	3737738.00	3485770.00	251968			0	3737738	45.0	113386	0	0	113386	4118001	3599156
		TOTAL	2404736943	896481012	1508255931	0	0	0	2404736943		117697762	0	0	117697762		1014178774

INSPECTOR
Local Fund Audit Dept,
O/o The Deputy Director
Salem Corporation Audit, Salem.

Asst. Commissioner (Accounts)
 Salem Corporation

[Handwritten Signature]

WATER SUPPLY & DRAINAGE FUND
SCHEDULE FOR - ACCOUNT PAYABLE EXPENSES - A/C CODE 3501005

Account Code	Account Head	ZONE - DETAILS	Opening Balance 01.04.24	Payment during this year	Total	Received During this year	Closing Balance
3501005	ACCOUBTS PAYABLE EXPENSES	MAIN OFFICE	268804282	11078084	279882366	55246160	224636206
		ZONE I - SURAMANGALAM	427643382	135461660	563105042	7294775	555810267
		ZONE II - HASTHAMPATTY	13326180	276613670	289939850	11664254	278275596
		ZONE III - AMMAPETTAI	1332072	50916410	52248482	52248482	0
		ZONE IV - KODALAMPATTY	3743357	62296644	66040001	11308779	54731222
			714849273	536366468	1251215741	137762450	1113453291

20/12/24
INSPECTOR
 Local Fund Audit Dept,
 O/o The Deputy Director
 Salem Corporation Audit, Salem.

20/12/24
 Asst. Commissioner (Accounts)
 Salem Corporation

SALEM CITY MUNICIPAL CORPORATION
REVENUE & CAPITAL FUND
SCHEDULE FOR – CPS SUBSCRIPTION RECOVERIES – A/C CODE 3502021

Account Code	Account Head	ZONE – DETAILS	Opening Balance 01.04.23	Received During this year	Total	Payment during this year	Closing Balance
3502021	CPS SUBSRIPTIONS RECOVERIES	MAIN OFFICE	0		0		0
		ZONE I – SURAMANGALAM	19014708	1772455	20787163	608268	20178895
		ZONE II – HASTHAMPATTY	12511126	1426407	13937533	394828	13542705
		ZONE III – AMMAPETTAI	11918500	1960965	13879465	874944	13004521
		ZONE IV – KODALAMPATTY	23945093	4017154	27962247	4065338	23896909
			67389427	9176981	76566408	5943378	70623030

03/04/2026
INSPECTOR
Local Fund Audit Dept,
O/o The Deputy Director
Salem Corporation Audit, Salem.

10/12/24
Asst. Commissioner (Accounts)
Salem Corporation

SALEM CITY MUNICIPAL CORPORATION
DEMAND COLLECTION & BALANCE STATEMENT FOR 2024-25

Financial Year : 2024-2025; Zone : SURAMANGALAM, HASTHAMPATTY, AMMAPETTAI & KODALAMPATTY

Current Code	Usage Name	Pre-Year CB (Arrear)	Since raised	Demand			Collection			Balance			Arrear Code	Current Code
				Arrear	Current	Total	Arrear	Current	Total	Arrear	Current	Total		
WATER SUPPLY & DRAINAGE FUND														
1100201	Residential	13105222.82	299194.22	13404417.04	27768503.46	41172920.50	3456182.62	21612111.22	25068293.84	9948234.42	6156392.24	16104626.66	4311912	4311907
1100201	Residential	16095847.52	175873.16	16271720.68	43050299.18	59322019.86	4401754.58	33965515.50	38367270.08	11869966.10	9084783.68	20954749.78	4311912	4311907
1100201	Residential	14730113.76	56747.36	14786861.12	21751340.54	36538201.66	3972821.12	15882201.04	19855022.16	10814040.00	5869139.50	16683179.50	4311912	4311907
1100201	Residential	7721607.06	149603.40	7871210.46	23664130.56	31535341.02	2257418.78	20512783.78	22770202.56	5613791.68	3151346.78	8765138.46	4311912	4311907
		51652791.16	681418.14	52334209.30	116234273.74	168568483.04	14088177.10	91972611.54	106060788.64	38246032.20	24261662.20	62507694.40		
100202	Commercial	12712014.52	13788296.08	26500310.60	80130674.02	106630984.62	12719404.08	52060635.10	64780039.18	13780906.52	28070038.92	41850945.44	4311913	4311908
1100202	Commercial	73941241.60	742065.98	74683307.58	128037033.40	202720340.98	36592610.84	72750322.24	109342933.08	38090696.74	55286711.16	93377407.90	4311913	4311908
100202	Commercial	19943353.14	52158.04	19995511.18	32593145.28	52588656.46	6612878.96	21744746.24	28357625.20	13382632.22	10848399.04	24231031.26	4311913	4311908
1100202	Commercial	4377254.52	1367924.72	5745179.24	56846749.82	62591929.06	2493384.22	31222293.84	33715678.06	3251795.02	25624455.98	28876251.00	4311913	4311908
		110973863.78	15950444.82	126924308.60	297607602.52	424531911.12	58418278.10	177777997.42	236196275.52	68506030.50	119829605.10	188335635.60		
1100203	Industrial	117570.98	70413.66	187984.64	2549166.66	2737151.30	114758.16	1661534.78	1776292.94	73226.48	887631.88	960858.36	4311914	4311909
1100203	Industrial	65263.34	8510.20	73773.54	3446597.00	3520370.54	50989.80	2195911.08	2246900.88	22783.74	1250685.92	1273469.66	4311914	4311909
1100203	Industrial	2834270.94	2524.50	2836795.44	2637264.06	5474059.50	2174392.48	561608.26	2736000.74	662402.96	2075655.80	2738058.76	4311914	4311909
1100203	Industrial	65056.28	203783.08	268839.36	1327879.18	1596718.54	15610.08	605075.22	620685.30	253229.28	722803.96	976033.24	4311914	4311909
		3082161.54	285231.44	3367392.98	9960906.90	13328299.88	2355750.52	5024129.34	7379879.86	1011642.46	4936777.56	5948420.02		
1100204	VLT	4668982.34	1966442.70	6635425.04	3193583.62	9829008.66	2964302.92	1280855.82	4245158.74	3671122.12	1912727.80	5583849.92	4311915	4311910
100204	VLT	6961353.80	1611115.84	8572469.64	2389124.92	10961594.56	1795098.00	660015.14	2455113.14	6777371.64	1729109.78	8506481.42	4311915	4311910
1100204	VLT	3344225.72	956960.94	4301186.66	1305235.52	5606422.18	986818.04	379365.20	1366183.24	3314368.62	925870.32	4240238.94	4311915	4311910
100204	VLT	3451081.26	920386.12	4371467.38	1380594.82	5752062.20	967539.02	402693.28	1370232.30	3403928.36	977901.54	4381829.90	4311915	4311910
		18425643.12	5454905.60	23880548.72	8268538.88	32149087.60	6713757.98	2722929.44	9436687.42	17166790.74	5545609.44	22712400.18		
1405002	UGD Charges	2069260.00	1875.00	2071135.00	1935900.00	4007035.00	19600.00	13980.00	33580.00	2051535.00	1921920.00	3973455.00	4313006	4313005
1405002	UGD Charges	5489250.00	17510.00	5506760.00	4164990.00	9671750.00	24065.00	23925.00	47990.00	5482695.00	4141065.00	9623760.00	4313006	4313005
1405002	UGD Charges	10598595.00	5960.00	10604555.00	4702055.00	15306610.00	7845.00	31935.00	39780.00	10596710.00	4670120.00	15266830.00	4313006	4313005
1405002	UGD Charges	73410.00	1530.00	74940.00	2175445.00	2250385.00	75.00	2025.00	2100.00	74865.00	2173420.00	2248285.00	4313006	4313005
		18230515.00	26875.00	18257390.00	12978390.00	31235780.00	51585.00	71865.00	123450.00	18205805.00	12906525.00	31112330.00		
				182.57	129.78		0.52	0.72		0.28	0.55			
1405004	Water Charges	63769506.00	19089491.00	82858997.00	66090838.00	148949835.00	17192973.00	36071742.00	53264715.00	65666024.00	30019096.00	95685120.00	4313004	4313003
1405004	Water Charges	50290173.00	1778979.00	52069152.00	67759745.00	119828897.00	11819747.00	46749523.00	58569270.00	40249405.00	21010222.00	61259627.00	4313004	4313003
1405004	Water Charges	58671197.00	16610.00	58687807.00	59037378.00	117725185.00	10871128.00	38289541.00	49160669.00	47816679.00	20747837.00	68564516.00	4313004	4313003
1405004	Water Charges	23451011.00	30653.00	23481664.00	57807648.00	81289312.00	5265156.00	41784381.00	47049537.00	18216508.00	16023267.00	34239775.00	4313004	4313003
		196181887.00	20915733.00	217097620.00	250695609.00	467793229.00	45149004.00	162895187.00	208044191.00	171948616.00	87800422.00	259749038.00	4313004	4313003
				2170.98	2506.96		451.49	1628.95		20.80	64.98			

SALEM CITY MUNICIPAL CORPORATION
DWSS & UGSS - Investment Details 2024-2025

ABSTRACT

S.No	Account Number	Opening Balance			Investment	Interest	With Draw Amount		Closing Balance			
		Principal	Interest	Total	(Rs)	(Rs)	Principal	Interest	Principal	Interest	Total	
		(Rs)	(Rs)	(Rs)			(Rs)	(Rs)	(Rs)	(Rs)	(Rs)	
1	DWSS	97379921	0	97379921	0	0	0	0	0	97379921	0	97379921
2	UGSS	108541071	0	108541071	0	3265358	0	0	108541071	3265358	111806429	
3	AMRUT 2.0	0	0	0	1428250	0	0	0	1428250	0	1428250	
TOTAL		205920992	0	205920992	1428250	3265358	0	0	207349242	3265358	210614600	

10/12/2024
INSPECTOR
Local Fund Audit Dept,
O/o The Deputy Director
Salem Corporation Audit, Salem.

[Signature]
Asst. Commissioner (Accounts)
Salem Corporation

[Signature]
10/12/2024

SALEM CITY MUNICIPAL CORPORATION

LOAN STATEMENT

2024-2025 (WATER SUPPLY)

ABSTRACT

S.No	A/c Code	Name of Loan	Loan Number	Principal Amount	Amount of Loan outstanding as on 01.04.24	Receipt of loan during the year	Total	Principal paid	Interest paid	Closing balance as on 31.03.25
1	3303004	DWSS	LLD0001606	39586941	25830398	0	25830398	1264330	1102958	24566068
2	3303004	WSPF	625001	538716139	380270219	0	380270219	23766888	17453808	356503331
3	3303004	UGSS-- TNUDF	13 Nos List	565500000	402901019	0	402901019	23543427	24994420	379357592
Total				1143803080	809001636	0	809001636	48574645	43551186	760426991

comy 10/2/24
INSPECTOR
Local Fund Audit Dept,
O/o The Deputy Director
Salem Corporation Audit, Salem.

10/2/24
Asst. Commissioner (Accounts)
Salem Corporation

